

Front

**REMEDY
RECOVERY**

COLLARS

Uses:

- **Lightweight**
- **Safe, Padded
No Mark Edges**
- **Adjustable Sizing**
- **Extra Padding
For Comfort**
- **After Surgery**
- **For Hot Spots**
- **Prevent Licking
Medicines**
- **End Self-Inflicting
Wounds**

9CA0005

Back

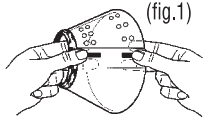
**REMEDY
RECOVERY**

COLLARS

The E-Collar is a safe and humane method of preventing animals from aggravating a healing wound or injury. It helps break the lick-bite, itch-scratch cycle gently and without harsh restraints.


Directions: Each E-Collar has unique "snaps" on one side of the collar. Simply place the collar snugly, but not tight enough to choke, around the pet's neck. Line up the snaps to the properly positioned holes on the opposite side of the collar and press together.

To snap the E-Collar into the selected holes (fig.1)

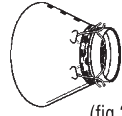


(fig.1)

1. Start at one end of the snap
2. Position two fingers under the snap and hole
3. Firmly support the collar from below
4. Push down one end of the snap (fig.2)
5. Repeat procedure on the end of the snap
6. Rotate the collar to position the snaps at the back of your pet's head. Attach the E-Collar to your pet's collar with gauze or string.



(fig.2)



(fig.3)

Look for Remedy+Recovery Medicated & Antiseptic Sprays, Medicated Shampoo, Hydrocortisone Lotion, Styptic Powder and other medicines & remedies to help you care for your pets.

©2011 Distributed by Cardinal Laboratories, Inc., aka Cardinal Pet Care
A Solar Powered Company Devoted to Pets, People and The Planet, Azusa, CA 91702 USA

Made & Mfg in USA www.cardinalpet.com 9CA0006 v.11.11