



COMMERCIAL/UTILITY: LABOR-SAVING WORKHORSES THAT GET THE JOB DONE.

At Warn Industries, you better believe hard work is our core value. What you'll see on these pages reflects a revamped line-up that's destined to change the way you work. From the do-all, innovative PullzAll™ lifting and pulling tool to the powerhouse 4700 DC winch, WARN products mean one thing to you: letting one person do the work of two.



WARN Corded PullzAll Portable Lifting and Pulling Tool

- Lifts or pulls up to 1,000 lbs. (454 kg)
- Replaces old-fashioned come-a-longs and chainfalls
- AC version perfect for use where power is available

When you're in the shop and have access to a power source, just plug in PullzAll™ and let it help you tackle those labor-intensive chores. Move heavy machinery. Hoist an engine block. Lift a load precisely into place, then nail it, weld it, whatever it. You think up the task, and PullzAll revolutionizes the amount of work one man can do.

- | | |
|-----------------------------|-----------------------------|
| PN 885000 (120V) | PN 885004 (230v AUS) |
| PN 885003 (230v EU) | PN 885002 (230V UK) |
| PN 885001 (120V CSA) | |

- SPECIFICATIONS:**
- | | |
|---|---|
| Switch: Forward/reverse | Brake: Dynamic |
| Trigger: Variable speed | Wire rope: 7/32" X 15' (6mm X 4.6m) |
| Power: AC 120V / 230V | Weight: 15 Lbs. (6.8 kg) |
| Wattage: 1200w | Dimensions: 20" L. x 12.50" W. x 13.25" H. (.50m L. x .31m W. x .33m H.) |
| Load indicator: Electronic, with LED | |
| Clutch: None | |

WARN Cordless PullzAll DC Powered Lifting and Pulling Tool

- Lifts or pulls up to 1,000 lbs. (454 kg)
- Cordless 24V version is great for use in the field
- Includes two rechargeable battery packs (with charger)

When work takes you to more remote locations, bring the mechanical muscle of the portable, cordless PullzAll™ with you. From tough tasks like pulling pipe to stretching wire fence, you'll come to count on PullzAll to get the job done quickly and effortlessly. The color of versatility on the job is PullzAll red. Comes with two batteries.

- | | |
|------------------|----------------------------------|
| PN 885005 | PN 885006 (International) |
|------------------|----------------------------------|
- SPECIFICATIONS:**
- | | |
|---|---|
| Switch: Forward/reverse | Clutch: None |
| Trigger: Variable speed | Brake: Dynamic |
| Power: 24 volt DC | Wire rope: 7/32" X 15' (6mm X 4.6m) |
| Wattage: 7200w | Weight: 18 Lbs. (8.2 kg) |
| Battery: Rechargeable NiMH battery pack (with rapid charger) | Dimensions: 20" L. x 12.50" W. x 13.25" H. (.50m L. x .31m W. x .33m H.) |
| Load indicator: Electronic, with LED | |





WARN 4700 DC Heavy Puller for Trailers and General Load-Moving

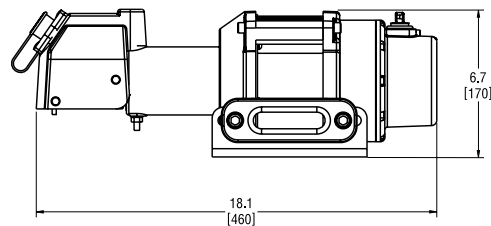
The 4700 DC boasts a ready-for-anything attitude. Bring on the big loads, the big jobs no one wants to tackle. Couple 60' of wire rope with the powerful 3-stage planetary gear train and you've got a peerless load-mover. Pulls up to 4,700 lbs, no problem. **PN 94700**

SPECIFICATIONS:

- Capacity:** 4,700 Lbs. (2130 kg) single-line
- Switch type:** Remote with 12' (3.7 m) lead
- Motor:** Permanent magnet
- HP:** 1.9 hp 3.0" Diameter
- Power:** 12V DC
- Gear train:** 3-stage planetary
- Clutch control:** Paddle
- Brake:** Dynamic and mechanical braking
- Wire rope:** 1/4" X 60' (18.3 m)
- Fairlead:** Hawse
- Electrical leads:** 2-6' (1.8 m) X 6 Gauge cable
- Weight:** 42 Lbs. (19.1 kg)
- Warranty:** Limited one year
- Replacement Wire Rope:** PN 71297

12V DC performance specs (first layer of drum)

Line Pull Lbs. (kg)	Line Speed Ft./min. (M/min.)	Motor Current	Pull by layer: layer/Lbs. (kg)
0 (0)	17.9 (5.5)	47 Amps	1/4700 (2130)
1000 (453.6)	12.8 (3.9)	82 Amps	2/3980 (1800)
2000 (907.2)	10.8 (3.3)	150 Amps	3/3450 (1560)
3000 (1360.8)	8.1 (2.5)	212 Amps	4/3041 (1380)
4000 (1814.4)	5.8 (1.8)	277 Amps	5/2720 (1230)
4700 (2132)	4.3 (1.3)	322 Amps	



Winch dimensions:
12" L x 19.5" W x 8.0" H. (.30m L x .49m W x .20m H.)



WARN 3700 DC Great for Trailers and Work Sites

The redesigned 3700 DC has heavy-duty power, which makes it ideally suited for work sites. It's the perfect pulling tool for loading trailers, too. Rugged by design, the ultra-reliable 3700 DC makes a great addition to any workforce, pulling up to 3,700 lbs. **PN 93700**

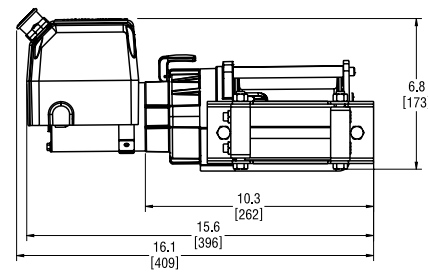


SPECIFICATIONS:

- Capacity:** 3,700 Lbs. (1680 kg) single-line
- Switch type:** Remote with 12' (3.7 m) Lead
- Motor:** Permanent magnet
- HP:** 1.9 hp 3.0" diameter
- Power:** 12V DC
- Gear train:** 3-stage planetary
- Clutch Control:** Lever
- Brake:** Dynamic and mechanical braking
- Wire rope:** 7/32" X 43' (13 m)
- Fairlead:** Roller
- Electrical leads:** 2-6' (1.8 m) X 6 gauge cable
- Weight:** 35 Lbs. (16.9 kg)
- Warranty:** Limited one year
- Replacement wire rope:** PN 78987

12V DC performance specs (first layer of drum)

Line Pull Lbs. (kg)	Line Speed Ft./min. (M/min.)	Motor Current	Pull by layer: layer/Lbs. (kg)
0 (0)	20.4 (6.2)	30 Amps	1/3700 (1680)
500 (226.8)	15.8 (4.8)	76 Amps	2/3410 (1550)
1000 (453.6)	14.2 (4.3)	111 Amps	3/3170 (1440)
2000 (907.2)	10.9 (3.3)	180 Amps	4/2950 (1340)
3000 (1360.8)	7.7 (2.4)	249 Amps	
3000 (1360.8)	7.7 (2.4)	249 Amps	
3700 (1680)	5.4 (1.7)	297 Amps	



Winch dimensions:
18.0" L x 9.0" W x 4.6" H. (.45m L x .24m D x .22m H.)



WARN 1700 DC Light-Duty Trailer and Utility Winch

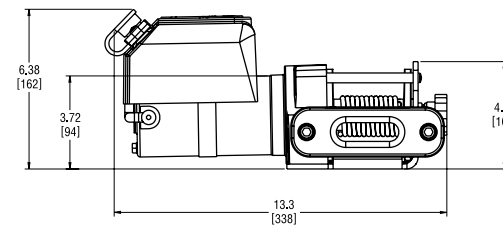
The WARN® 1700 DC may be a small winch, but it's one big value when you consider the reliability and the overall quality. Built to handle lighter loads (to 1,700 lbs.), this winch is overflowing with upgraded features, including a hand-held remote to control power-in/power-out functions and tie rods for added stability. **PN 91700**

SPECIFICATIONS:

- Capacity:** 1,700 Lbs. (1361 kg) single-line
- Switch type:** Remote with 12' (3.7 m) lead
- Motor:** Permanent magnet
- HP:** 1.6 hp 3.0" diameter
- Power:** 12V DC
- Gear train:** Differential planetary
- Clutch control:** Knob
- Brake:** Dynamic
- Wire rope:** 3/16" X 35' (10.7 m)
- Fairlead:** Hawse
- Electrical leads:** 2-6' (1.8 m) X 8 gauge cable
- Weight:** 18 Lbs. (8.2 kg)
- Warranty:** Limited one year
- Replacement wire rope:** PN 79835

12V DC performance specs (first layer of drum)

Line Pull Lbs. (kg)	Line Speed Ft./min. (M/min.)	Motor Current
0(0)	7.6(2.3)	7.9 Amps
500(227)	6.4(2.0)	24.8 Amps
1000(454)	5.4(1.7)	44.8 Amps
1500(680)	4.5(1.4)	64.9 Amps
1700(771)	4.0(1.2)	76.3 Amps



Winch dimensions:
20" L x 9.0" W x 8.0" H. (.35m L x .22m D x .21m H.)



WARN 3000 ACI A Plug-In Pulling Powerhouse

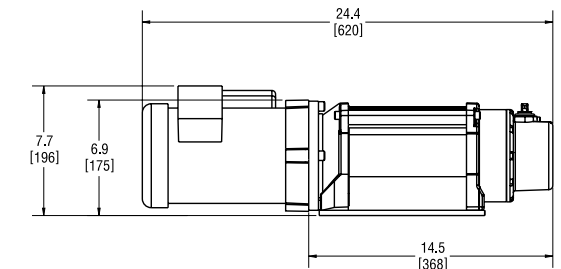
With a 3,000 lbs. pulling capacity, a TEFC Induction AC motor for a long duty cycle and 100' of 5/16" wire rope, the 3000 ACI is just what you need when you need a heavy-hauling AC-powered winch. The perfect fixed-mount station winch. **PN 93000**

SPECIFICATIONS:

- Capacity:** 3,000 Lbs. (1361 kg) single line
- Switch type:** Drum switch/ station type
- Motor:** TEFC induction AC motor
- HP:** 0.7 hp 56C
- Power:** 115/230 volt
- Gear train:** 3-stage planetary
- Clutch Control:** Paddle
- Brake:** Dynamic and mechanical braking
- Wire rope:** 5/16" X 100' (30.5 m)
- Fairlead:** None
- Electrical leads:** None
- Weight:** 76 Lbs. (34.5 kg)
- Warranty:** Limited one year
- Replacement Wire Rope:** PN 27110

120V AC performance specs (first layer of drum)

Line Pull Lbs. (kg)	Line Speed Ft./min. (M/min.)	Motor Current	Pull by layer: layer/Lbs. (kg)
0(0)	12.2(3.7)	9.1 Amps	1/3000(1361)
1000(453.6)	8.8(2.7)	11.0 Amps	2/2700(1225)
1500(680.4)	8.8(2.7)	12.7 Amps	3/2460(1116)
2000(907.2)	8.6(2.6)	14.8 Amps	4/2250(1021)
2500(1134)	8.5(2.6)	17.7 Amps	5/2070(939)
3000(1360.8)	8.1(2.5)	20.9 Amps	



Winch dimensions:
11" L x 29" W x 13" H. (.28m L x .74m W x .33m H.)





WARN 1000AC AC Pulling Power for Shops and indoor Worksites

Ideal for use anywhere 120-Volt AC power is available, the WARN® 1000AC winch delivers 1,000 lbs. of pulling capacity. 43' of wire rope, a long duty cycle and legendary WARN durability make this a tool you can rely on to get the job done. **PN 80010**

SPECIFICATIONS:

- Capacity:** 1,000 Lbs. (454 kg) single-line
- Motor:** 120V AC, 0.8 hp (600W) permanent magnet
- Power:** 120V AC, GFCI
- Controls:** Pendant remote
- Gear train:** Planetary, differential planetary
- Gear ratio:** 261:1
- Clutch (freespool):** Pull & turn
- Brake:** Self braking transmission
- Warranty:** 1 year limited
- Drum diameter/length:** 2.0"/3.3" (52mm/84mm)
- Rope:** Galvanized steel wire, Ø 3/16" x 43' (Ø 4.8mm x 13.1 m)
- Length:** 15.42" (39.2cm)
- Drum diameter:** 2.0" (52mm)
- Fairlead:** Hawse
- Power:** 120V AC, GFCI
- Duty cycle:** Intermittent
- Finish:** Powder-coat
- Mounting bolt pattern:** 3.1" x 2.5" (78.8mm x 63.5mm)
- Weight:** 26.5 Lbs (12.0 kg)

1000AC performance specs (first layer of drum)

Line Pull Lbs. (kg)	Line Speed FT./min (M/min.)	Motor Current (At 120V AC)
0 (0)	9.6 (2.9)	.6 Amps
250 (113)	8.4 (2.5)	1.6 Amps
500 (227)	7.6 (2.3)	2.8 Amps
750 (340)	6.7 (2.0)	4.1 Amps
1000 (454)	6.1 (1.8)	5.4 Amps

Above performance specs are based on first layer of drum



WARN 1500AC Extra Muscle for the Bigger Shop Chores

The WARN 1500AC delivers 1,500 lbs. (680kgs) of AC-powered pulling capacity. A powerful 0.8-horsepower permanent magnet motor, industrial planetary gearing, and all-metal housing provide smooth, reliable pulling power. A vented motor end cap and externally serviceable brushes provide improved motor cooling, extended run time and motor life. Includes a 10-foot (3m) power cord, 43-feet of 3/16" diameter steel rope, and a sealed pendant remote with 10-foot (3m) lead. **PN 85330**

SPECIFICATIONS:

- Capacity:** 1,500 Lbs. (680kg) single-line
- Motor:** 120V AC, 0.8 hp (600W) permanent magnet
- Power:** 120V AC, GFCI
- Controls:** Pendant remote
- Gear train:** Planetary, Differential Planetary
- Gear ratio:** 261:1
- Clutch (freespool):** Pull and turn
- Brake:** Self braking transmission
- Warranty:** 1 year limited
- Drum diameter/length:** 2.0"/3.3" (52mm/84mm)
- Rope:** Galvanized steel wire, Ø 3/16" x 43' (Ø 4.8mm x 13.1 m)
- Length:** 15.42" (39.2cm)
- Drum diameter:** 2.0" (52mm)
- Fairlead:** Roller
- Power:** 120V AC, GFCI
- Duty cycle:** Intermittent
- Finish:** Powder-coat
- Mounting bolt pattern:** 3.1" x 2.5" (78.8mm x 63.5mm)
- Weight:** 28 Lbs. (12.7 kg)

1500AC performance specs (first layer of drum)

Line Pull Lbs. (kg)	Line Speed FT./min (M/min.)	Motor Current (At 120V AC)
0 (0)	10.9 (3.3)	.7 Amps
250 (113)	8.8 (2.7)	1.9 Amps
500 (227)	8.0 (2.4)	3.3 Amps
750 (340)	6.9 (2.1)	4.8 Amps
1000 (454)	6.1 (1.8)	6.5 Amps
1000 (454)	5.5 (1.7)	8.2 Amps
1500 (680)	4.9 (1.5)	9.9 Amps

Above performance specs are based on first layer of drum

Utility Winch Accessories



Utility Winch Rigging Kit

- Snatch block, rated to 7,000 lbs.
- 5/8" D-shackles
- Nylon soft carrying case
- Load/anchor strap rated to 14,400 lbs.

PN 70792



PullzAll Rigging Kit

- Carry bag designed to hold PullzAll™ and rigging items
- 5/8" D-shackles
- Two load anchor straps

PN: 685014



Portable Anchor Plate

- Mounting platform for WARN® Utility winches
- Allows the winch to be portable and anchored to a variety of objects

PN 70770



PullzAll Battery

24V NiMH pack for the cordless PullzAll. Perfect for use as a spare and as a direct-replacement unit. **PN 685013**



PullzAll 12V charger

For use with cordless PullzAll, this product plugs into the accessory/cigarette lighter of your automobile and will charge the 24V NiMH battery. **PN 685012**

Wireless Winch Control

- Controls your WARN 3700 and 4700 winches from up to 50' away
- Activation sequence guards against accidental power-ups
- Weather-resistant transmitter is easy to use

PN 79080



Remote Control

- Replacement remote control for WARN 3700 and 4700 winches with a 30' lead

PN: 69175

Quick Connect Plugs

- Allows for convenient connect/disconnect to the battery power source

PN: 22680



Roller Fairlead

- Assists in guiding the wire rope onto the winch drum
- Extends wire rope life
- Upgrade for WARN 1700/4700 winches

PN 64952

Hitch Adaptor

- Use to mount WARN Utility winches
- Mounts to 2" Class III receiver
- Black powder-coat finish
- Hitch pin included

PN 68531



PullzAll Rigging Cable

Galvanized aircraft wire rope with loop on both ends allows you to hook up to another sharp object for an anchor point. Sold in packs of six.

PN 83362

10" length

PN 83361

24" length

