


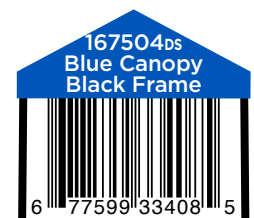
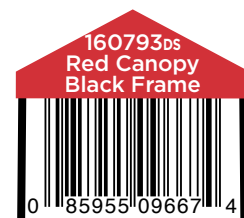


# ST144: 12 x 12 ft. (3.7 x 3.7m) Canopy 144 sq.ft. (13.4 sq.m) of Shade

*Innovation & Quality at an Affordable Price*



- 12 x 12 ft. (3.7 x 3.7m) Canopy Top & Straight Leg Base
- 3 Height Positions
- Shades 10 to 14 People



- Rigid 11 x 22mm patented overlapping eave construction.
- Push-button sliders with padded levers.
- 25mm legs with steel feet.
- Hardened rivet assembly.

- Micro-Glide PTFE (Teflon) bearings.
- 190T Polyester top.
- Aluminex™ 99% UV protection.
- Full-color retail box with 420-denier fabric roller bag.

**BONUS!** Features heavy-duty roller bag for convenient portability & storage.



## Packaging Specifications

**Container Qty's:**  
800 (40 ft.)  
1020 (40 ft. HQ)

**Pallet Qty.:**  
16

**Total box weight:**  
37.44 lbs. / 17 kg

**Box dimensions:**  
49.2 x 9.1 x 9.1 in.  
124 x 23 x 23 cm

12x12	12x12	12x12	12x12
INSTANT CANOPY	INSTANT CANOPY	INSTANT CANOPY	INSTANT CANOPY
144	144	144	144
SQ. FT. OF SHADE	SQ. FT. OF SHADE	SQ. FT. OF SHADE	SQ. FT. OF SHADE
EASY SET UP INSTANT SHADE	EASY SET UP INSTANT SHADE	EASY SET UP INSTANT SHADE	EASY SET UP INSTANT SHADE
ROLLER BAG INCLUDED	ROLLER BAG INCLUDED	ROLLER BAG INCLUDED	ROLLER BAG INCLUDED
www.shelterlogic.com	www.shelterlogic.com	www.shelterlogic.com	www.shelterlogic.com

