

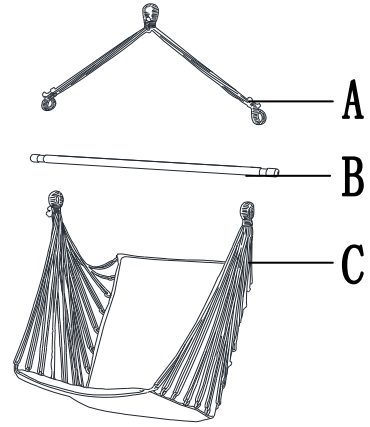
ASSEMBLY INTRUCTION

ITEM#: S-HB039PST-A-G

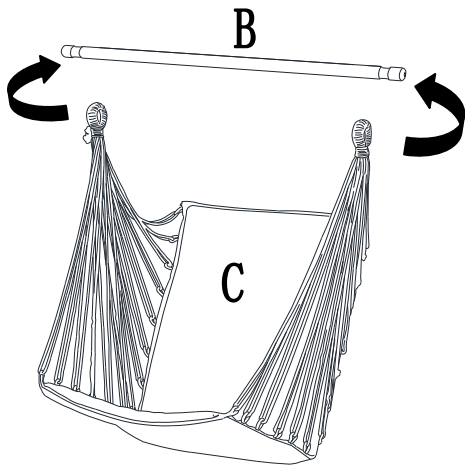


Important: For technical assistance on assembly or replacement parts, please call Sunjoy Industries at 1(866) 578-6569 from 8:00 AM EST to 8:00 PM PST. You may email to customer.care@sunjoygroup.com or visit www.sunjoyonline.com to place your order or fax your parts replacement order form (which is included in the packaging) together with your purchase receipt to 1 (740) 283-3549 for assistance.

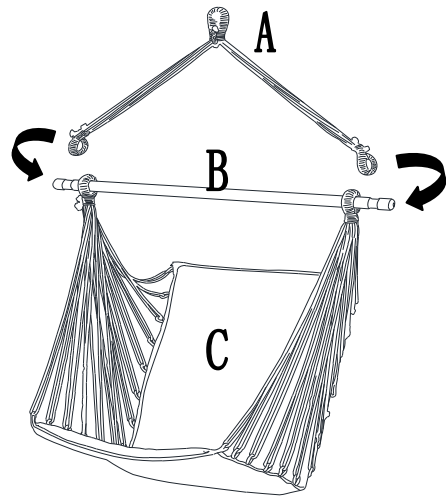
PARTS LIST		
Label	DESCRIPTION	QTY
A	Lifting rope	1
B	Support bar	1
C	Hammock	1



ASSEMBLY STEPS



Step 1:
Hang Hammock (C) on Support bar (B).



Step 2:
Attach Lifting rope (A) to Support bar (B).

Limited Warranty

The item is warranted to be free from defects in material or workmanship for a period of six (6) months. However, we don't reimburse for transportation or delivery costs, nor compensate the individual or any outside party for assembling or disassembling the product. This limited warranty is extended to the original purchaser and applies to defects in materials and workmanship of your item, provided the item is maintained with care and used only for personal residential purposes.