



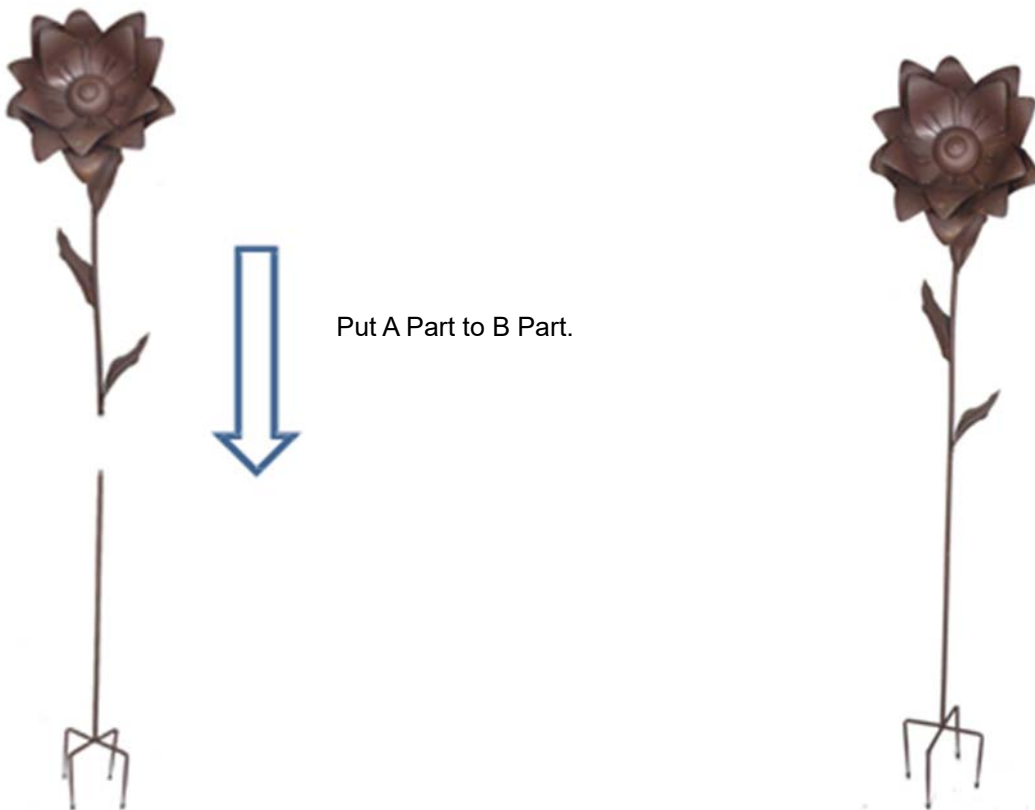
# Instruction Manual

Please read instruction thoroughly before assembling the Product. Familiarize yourself with inventory of parts and the accompanying illustrations to assure safe and proper assembly. Note: periodically check all bolted connections to make sure they are tight and secure.

## Parts List:

PART LIST	PICTURE	QTY	DESCRIPTION
A		1PC	Flower
B		1PC	Stake

## Instruction Manual:



## **MAINTENANCE:**

Our iron/steel components for products are coated with rust inhibiting paint that protects it from rusting. However, due to the nature of iron, surface oxidation (rusting) will occur once these protective coatings are scratched. This is a natural process and is not a defect! To minimize this condition, we recommend care when assembling & handling the product to prevent scratching the paint.

## **ATTENTION:**

1. Keep all children and pets away from assembly area. Children and pets should be supervised when they are in the area.
2. Some parts may contain sharp edges. Wear protective gloves if necessary during assembly.
3. When assembling and using this product, basic safety precautions should always be followed to reduce the risk of personal injury and damage to equipment. Please read all instructions before assembly and use.
4. Check all bolts for tightness before and during usage.
5. Items used for commercial, contract, other non-residential purposes, or items damaged due to acts of nature, vandalism, misuse, or improper assembly are not covered. Corrosion or rusting of hardware is not covered. Proof of purchase (dated register receipt) is required for warranty claims. Warranty is to the original purchaser and is non-transferable. Any replacement of warranted items will be in the original style and color, or a similar style and color if the original is unavailable or has been discontinued. As some states do not allow exclusions or limitations on an implied warranty, the above exclusions and limitations may not apply. This warranty gives you specific rights, and you may also have other rights, which vary from state to state.

## **IMPORTANT:**

Please take time to read these instructions thoroughly and follow each step carefully for safe and easy operation. Keep this manual for future reference.

For technical assistance on assembly or replacement parts, call Sunjoy Industries at 1-866-578-6569 from 8:30AM to 5:30PM EST, or email us at [customer.care@sunjoygroup.com](mailto:customer.care@sunjoygroup.com), or visit [www.sunjoyonline.com](http://www.sunjoyonline.com) for assistance.