

# ASSEMBLY INTRUCTION

## ITEM#: L-DNC077PCO



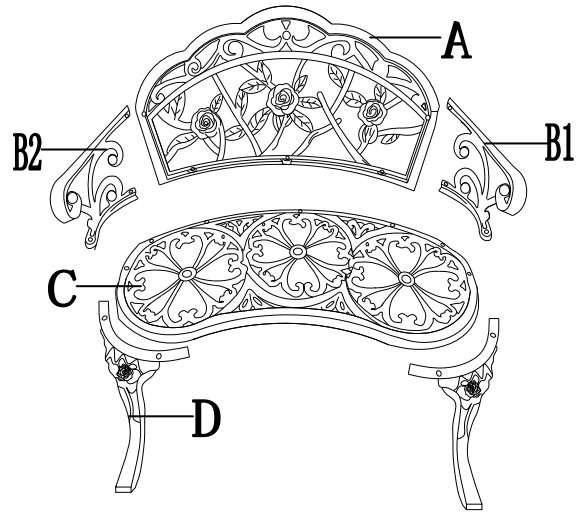
### **Cautions:**

1. Repeated assembly can weaken the locking ability of the nuts. Periodically check all bolted connections on your furniture to make sure they are tight and secure. Retain these instructions for future reference.
2. Keep all children and pets away from assembly area. Children and pets should be supervised while product is being assembled.
3. Do not over tighten any of the nuts as this may DAMAGE the threads. Tighten each nut firmly.
4. Ensure that the nuts are not cross-threaded, hand tighten before commencing.
5. Take additional care when using this product on hard and polished surfaces.
6. Always use on level ground, ensuring leg remains in contact with the ground.
7. Do not place your chair in wet conditions where there is a risk of rust developing.
8. Ensure to protect the white cotta tabletop from cracking, breaking when assembling table legs.
9. Before using, clean the chair completely with a soft dry towel.
10. When not in use, wipe free of any dirt or loose objects, wash with a mild solution of soap and water; rinse thoroughly and dry completely. Do not use strong detergent or abrasive cleaners, then store in a cool, dry location away from sunlight.

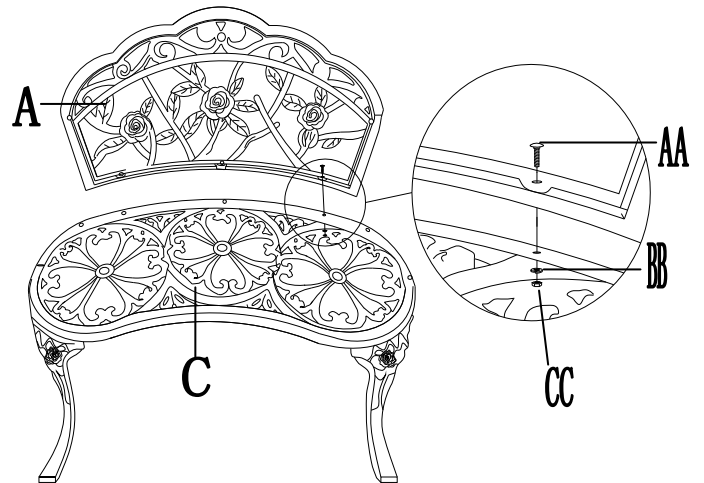
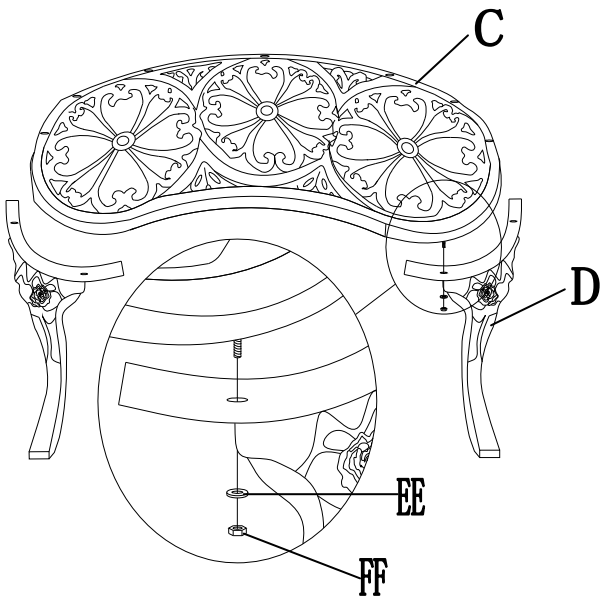
**Important:** For technical assistance on assembly or replacement parts, please call Sunjoy Industries at 1(866) 578-6569 from 8:00 AM EST to 8:00 PM PST. You may email to [customer.care@sunjoygroup.com](mailto:customer.care@sunjoygroup.com) or visit [www.sunjoyonline.com](http://www.sunjoyonline.com) to place your order or fax your parts replacement order form (which is included in the packaging) together with your purchase receipt to 1 (740) 283-3549 for assistance.

PARTS LIST		
PART#	DESCRIPTION	QTY
A	Back	1
B1	Armrest 1	1
B2	Armrest 2	1
C	Seat	1
D	Leg	4

HARDWARE PACK		
PART#	DESCRIPTION	QTY
AA	Bolt M6*35	9
BB	Flat washer M6	9
CC	Nut M6	9
DD	Cap M6	2
EE	Flat Washer M8	8
FF	Nut M8	8
GG	Wrench M6/M8	1
II	Screw M 8 (preassembled)	8

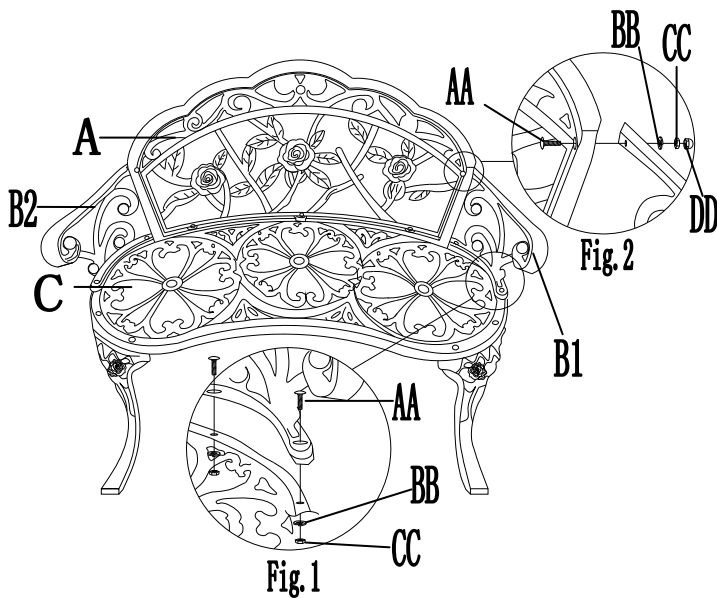


**ASSEMBLY STEPS**



**Step1:** Connect Seat (C) with Leg (D) by Nut (FF) and Flat Washer (EE).

**Step2:** Connect Back (A) with Seat (C) by Bolt (AA), Flat Washer (BB) and Nut (CC).



**Step3:** Connect Armrest (B1&B2) with Seat (C) by Bolt (AA), Flat Washer (BB) and Nut (CC). Connect Armrest (B1&B2) with Back (A) by Bolt (AA), Flat Washer (BB), Nut (CC) and Cap (DD).

**Care & Maintenance:**

Our steel components for garden accessories and furniture are treated with rust inhibiting paint that protects it from rusting. However, due to the nature of steel, surface oxidation (rusting) will occur once these protective coatings are scratched. This is not a defect and thus not covered by the warranty.

To minimize this condition, we recommend care when assembling & handling the product to prevent scratching the paint. Should any scratching or damage occur, we recommend immediate touch-up with rust inhibiting paint.

Surface rust can also be easily removed with a very light application of common cooking oil. If surface oxidation (rusting) occurs and if no measure is taken to prevent this, the oxidation may start dripping onto deck or patio and caused damaging stains, which may be difficult to remove. This can be prevented if the above-mentioned measures are taken to keep the product from oxidizing.

**Limited Warranty:** The item is warranted to be free from defects in material or workmanship for a period of six (6) months. However, we do not reimburse for transportation or delivery costs, nor compensate the individual or any outside party for assembling or disassembling the product. This limited warranty is extended to the original purchaser and applies to defects in materials and workmanship of your item, provided the item is maintained with care and used only for personal residential purposes.

**Exclusions:** Items used for commercial, contract, or other non-residential purposes, or items damaged due to acts of nature, vandalism, misuse, or improper assembly are not covered. Corrosion or rusting of hardware is not covered. Proof of purchase (dated register receipt) is required for warranty claims. Warranty is to the original purchaser and is non-transferable. Any replacement of warranted items will be in the original style and color, or a similar style and color if the original is unavailable or has been discontinued. As some states do not allow exclusions or limitations on an implied warranty, the above exclusions and limitations may not apply. This warranty gives you specific rights, and you may also have other rights, which vary from state to state.