

# MAGNUM TRUCK N' BUDDY


## MODEL: TNB3000MB

**⚠ WARNING**

**READ ALL INSTRUCTIONS BEFORE USING THE MAGNUM TRUCK N' BUDDY**

**NOTE: Failure to read instructions before use could result in injury or death.**

### **Instructions for Installation and Use:**



**FIG. 1**


#### **CONTENTS-SEE FIGURE 1**

- 15- 1/4" X 1 1/2" MACHINE SCREWS**
- 2- GRAB RAILS**
- 4- 1/4" X 1 3/4" BOLTS**
- 4- FLAT WASHERS**
- 4- LOCK NUTS**
- 1- MAGNUM TRUCK N' BUDDY FRAME WITH CABLES & BUNGIE CORD**

#### **STEP 1-SEE FIGURE 2**

SELECT DESIRED LOCATION ON TAILGATE OF TRUCK MAKING SURE THE BOTTOM STABILIZING ANGLE IS FLUSH AGAINST THE TOP OF TAILGATE. MARK SELECTED HOLES WITH PENCIL OR MARKER BEFORE DRILLING.

**\*\*NOTE\*\*** A MINIMUM OF 15 MACHINE SCREWS SHOULD BE USED FOR SECURE MOUNTING.



**FIG. 2**



**FIG. 3**

**STEP 2-SEE FIGURE 3**  
REMOVE MAGNUM TRUCK N' BUDDY AND DRILL PILOT HOLES WHERE MARKED USING A 1/8" DRILL BIT.

**STEP 3-SEE FIGURE 4**  
REPLACE MAGNUM TRUCK N' BUDDY OVER DRILLED HOLES AND FASTEN TO TAILGATE USING THE 15 MACHINE SCREWS PROVIDED.




**FIG. 4**



**FIG. 5**

**STEP 4-SEE FIGURE 5**  
ATTACH GRIP RAILS TO EACH SIDE OF MAGNUM TRUCK N' BUDDY USING 4 - 1/4" X 1 3/4" BOLTS, FLAT WASHERS AND LOCKNUTS. (2 EACH PER GRIP RAIL)

**STEP 5-SEE FIGURES 6 AND 7**  
UNHOOK BUNGIE SECURING STRAP TO UNFOLD MAGNUM TRUCK N' BUDDY TO ITS USABLE POSITION.



**FIG. 6**



**FIG. 7**

**STEP 6-SEE FIGURE 8**

REVERSE THIS  
PROCEDURE TO RETURN  
THE MAGNUM TRUCK N'  
BUDDY TO ITS COMPACT  
TRAVELING POSITION.



**FIG. 8**



**FIG. 9**

**FIGURE 9** SHOWS THE MAGNUM TRUCK N' BUDDY SECURED AND IN TRAVELING POSITION FROM INSIDE THE TRUCK BED.

**⚠ WARNING**

- NEVER EXCEED THE OVERALL DISTRIBUTED WEIGHT CAPACITY OF 400 LBS. ON THE MAGNUM TRUCK N' BUDDY.

**⚠ WARNING**

- THE MAGNUM TRUCK N' BUDDY SHOULD ALWAYS BE IN THE FOLDED AND SECURED POSITION WHILE VEHICLE IS IN MOTION.

**⚠ WARNING**

- NEVER ALLOW ANYONE TO RIDE ON THE MAGNUM TRUCK N' BUDDY WHILE THE VEHICLE IS IN MOTION.

For more information about this or other products, contact us at:

**Great Day, Inc.**

604 Kimbrough Dr. \* Tallulah, LA 71282 \* (866) 649-1918 \* [www.greatdayinc.com](http://www.greatdayinc.com)



# TRUCK N' BUDDY™



(Patent Pending)

**Failure to read and follow the warnings below could result in serious injury or death.**

1. **Do Not** use the Truck N' Buddy™ at any time if you have consumed alcohol or drugs (prescription or otherwise) that may affect your balance.
2. **Do Not** use the Truck N' Buddy™ at any time if you have any medical condition that affects your balance.
3. **Do Not** use the Truck N' Buddy™ at any time if you are physically unable to negotiate the step up to enter the vehicle or down to exit it.
4. **Do Not** use the Truck N' Buddy™ at any time when the engine of the vehicle to which it is attached is running.
5. **Do Not** use the Truck N' Buddy™ at any time when the emergency brake of the vehicle to which it is attached is not securely engaged.
6. **Do Not** use the Truck N' Buddy™ at any time when the vehicle to which it is attached is moving.
7. **Do Not** use the Truck N' Buddy™ at any time when the tailgate of the vehicle to which it is attached has been damaged.
8. **Do Not** use the Truck N' Buddy™ when the metal structure, anchoring screws, bolts or platform support cables show signs of wear or damage. Note: Replace parts or components of the Truck N' Buddy™ only with original replacement parts from the manufacturer---call Customer Service at 866-649-1918, Ext 110.
9. **Do Not** use the Truck N' Buddy™ during inclement weather that includes rain, high winds and lightning.
10. **Do Not** use the Truck N' Buddy™ when there is the presence of snow, frost or freezing rain.
11. **Do Not** use the Truck N' Buddy™ when the vehicle to which it is attached is parked on unlevel surfaces.
12. **Do Not** exceed the manufacturer's stated weight limit when using the Truck N' Buddy.
13. **Do Not** use the Truck N' Buddy™ in an erratic or careless manner—make steps slow and deliberate.
14. **Do Not** use the Truck N' Buddy™ without holding on to the hand rail when entering or exiting the vehicle.
15. **Do Not** leave the Truck N' Buddy™ in the unfolded position while the vehicle to which it is attached is moving.
16. **Do Not** allow children to play on the Truck N' Buddy™.
17. **Do Not** attach anything to the Truck N' Buddy™ such as ropes, chains, straps, etc.
18. **Do Not** bounce or jump on the Truck N' Buddy™ platform.
19. **Do Not** allow more than one person on the Truck N' Buddy™ platform at any time.
20. **Do Not** alter the Truck N' Buddy™ in any way.
21. **Do Not** use the Truck N' Buddy™ when it is not secured by at least 8 anchor screws.

**If you have any questions, concerns, or comments regarding the installation, use, or a testimonial about the Truck N' Buddy™, please call Great Day, Inc. at 866-649-1918, Ext. 114, or email us at [info@greatdayinc.com](mailto:info@greatdayinc.com).**