

SERVICE ITEM	2.4L
OIL FILL CAP	EITHER SIDE
OIL DIP STICK	RIGHT SIDE
OIL FILTER	RIGHT SIDE
OIL DRAIN HOSE	RIGHT SIDE
RADIATOR DRAIN HOSE	LEFT SIDE
COOLANT RECOVERY BOTTLE	LEFT SIDE
RADIATOR FILL CAP ACCESS	ROOF TOP
AIR CLEANER ELEMENT	RIGHT SIDE
SPARK PLUGS	LEFT SIDE
MUFFLER	SEE NOTE 11
DRIVE BELT	EITHER SIDE
FAN BELT	SEE NOTE 11
BATTERY	LEFT SIDE

REFERENCE OWNERS MANUAL FOR PERIODIC REPLACEMENT PART LISTINGS.

NOTES:

1. MINIMUM RECOMMENDED CONCRETE PAD SIZE: 1194 (47") WIDE X 2255 (88.8") LONG. REFERENCE INSTALLATION GUIDE SUPPLIED WITH UNIT FOR CONCRETE PAD GUIDELINES.
2. ALLOW SUFFICIENT ROOM ON ALL SIDES OF THE GENERATOR FOR MAINTENANCE AND SERVICING. THIS UNIT MUST BE INSTALLED IN ACCORDANCE WITH CURRENT APPLICABLE NFPA 37 AND NFPA 70 STANDARDS AS WELL AS ANY OTHER FEDERAL, STATE, AND LOCAL CODES.
3. CONTROL PANEL / CIRCUIT BREAKER INFORMATION:
 - SEE SPECIFICATION SHEET OR OWNERS MANUAL
 - ACCESSIBLE THROUGH CUSTOMER ACCESS ASSEMBLY DOOR ON REAR OF GENERATOR.
4. REMOVE THE REAR ENCLOSURE COVER PANEL TO ACCESS THE STUB-UP AREAS AS FOLLOWS:
 - HIGH VOLTAGE CONNECTION INCLUDING AC LOAD LEAD CONDUIT CONNECTION, NEUTRAL CONNECTION, AND BATTERY CHARGER 120 VOLT AC (0.5 AMP MAX) CONNECTION.
 - LOW VOLTAGE CONNECTION INCLUDING TRANSFER SWITCH CONTROL WIRES.
5. CENTER OF GRAVITY AND WEIGHT MAY CHANGE DUE TO UNIT OPTIONS.
6. BOTTOM OF GENERATOR SET MUST BE ENCLOSED TO PREVENT PEST INTRUSION AND RECIRCULATION OF DISCHARGE AIR AND/OR IMPROPER COOLING AIR FLOW.
7. REFERENCE OWNERS MANUAL FOR LIFTING WARNINGS.
8. MOUNTING BOLTS OR STUDS TO MOUNTING SURFACE SHALL BE 5/8-11 GRADE 5 (USE STANDARD SAE TORQUE SPECS)
9. MUST ALLOW FREE FLOW OF INTAKE AIR, DISCHARGE AIR AND EXHAUST. SEE SPEC SHEET FOR MINIMUM AIR FLOW AND MAXIMUM RESTRICTION REQUIREMENTS.
10. GENERATOR MUST BE INSTALLED SUCH THAT FRESH COOLING AIR IS AVAILABLE AND THAT DISCHARGE AIR FROM RADIATOR IS NOT RECIRCULATED.
11. EXHAUST MUFFLER AND FAN BELT ARE ENCLOSED WITHIN GENERATOR ENCLOSURE, REMOVE FRONT PANEL TO ACCESS.

RADIATOR/EXHAUST DISCHARGE AIR (BOTH SIDES)

AIR INTAKE (BOTH SIDES)

768 [30.2]
CENTER OF GRAVITY
SEE NOTE 5

167 [6.6]

535 [21.1]

2.5" O.D. EXHAUST OUTLET

REMOVE COVER FOR ACCESS TO RADIATOR FILL CAP

TOP VIEW

BATTERY 12V, GRP 26
NEGATIVE GROUND
P/N: 077483

EXHAUST MUFFLER ENCLOSED WITHIN GENERATOR ENCLOSURE

CIRCUIT BREAKER
SEE NOTE 3

1171[46.1]
OVERALL HEIGHT

REAR ENCLOSURE COVER PANEL
SEE NOTE 4

CUSTOMER ACCESS ASSEMBLY, CONTROL PANEL ACCESS, BATTERY CHARGER LOCATED WITHIN
SEE NOTE 4

888 [35.0]
OVERALL WIDTH

REAR VIEW

759 [29.9]
DOOR TYP

VICE ACTION LATCH, ONE PER DOOR, ONE LIFT OFF DOOR PER SIDE OF GENERATOR

RADIATOR/EXHAUST DISCHARGE AIR

FUEL LINE CONNECTION
3/4" NPT FEMALE COUPLING

50 [2.0]

1000 [39.4]

LEFT SIDE VIEW

47 [1.8] TYP

1857 [73.1] TYP
1950 [76.8]
OVERALL LENGTH

58 [2.3] TYP

RIGHT SIDE VIEW

LIFTING PROVISIONS (4 PLACES)
SEE NOTES 5, 7 AND CENTER OF GRAVITY DIMENSIONS

DRAWING CREATED FROM PRO/ENGINEER 3D FILE. ECO MODIFICATION TO BE APPLIED TO SOLID MODEL ONLY.

WEIGHT DATA				
ENGINE/KW	ENCLOSURE MATERIAL	WEIGHT GENSET ONLY KG [LBS]	WEIGHT SHIPPING SKID KG [LBS]	SHIPPING WEIGHT KG [LBS]
2.4L 32KW	AL	556 [1225]	44 [98]	600 [1323]
2.4L 38KW	AL	560 [1235]	44 [98]	605 [1333]

DIMENSIONS: MM [INCH]

GENERAC POWER SYSTEMS OWNS THE COPYRIGHT OF THIS DRAWING WHICH IS SUPPLIED IN CONFIDENCE AND MUST NOT BE USED FOR ANY PURPOSE OTHER THAN FOR WHICH IT IS SUPPLIED WITHOUT THE EXPRESS WRITTEN CONSENT OF GENERAC POWER SYSTEMS. ©GENERAC POWER SYSTEMS 2013

ELECTRONICALLY APPROVED INSIDE WINDCHILL



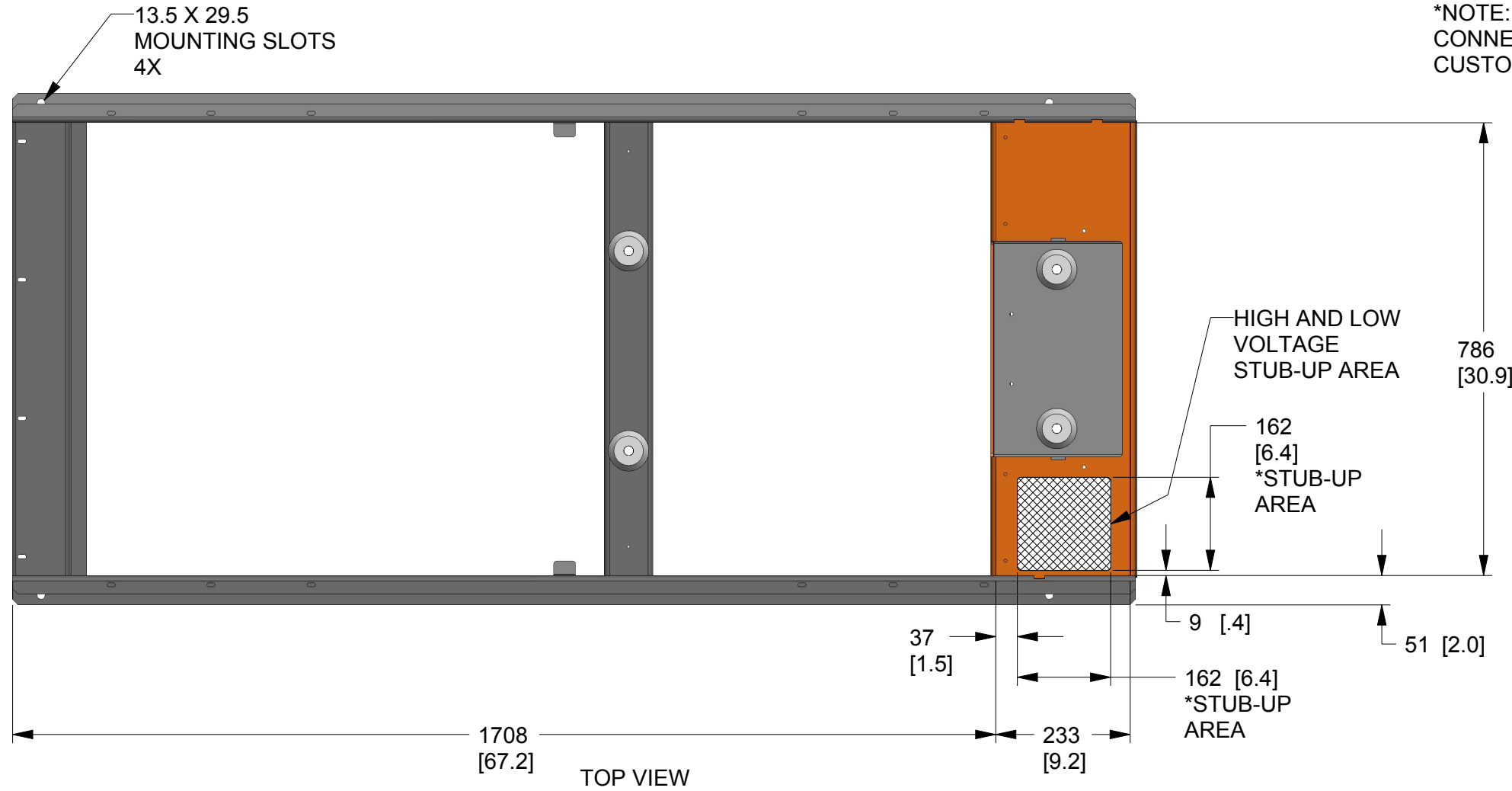
TITLE

INSTALLATION PROTECTOR G2.4L C2
32 & 38 KW

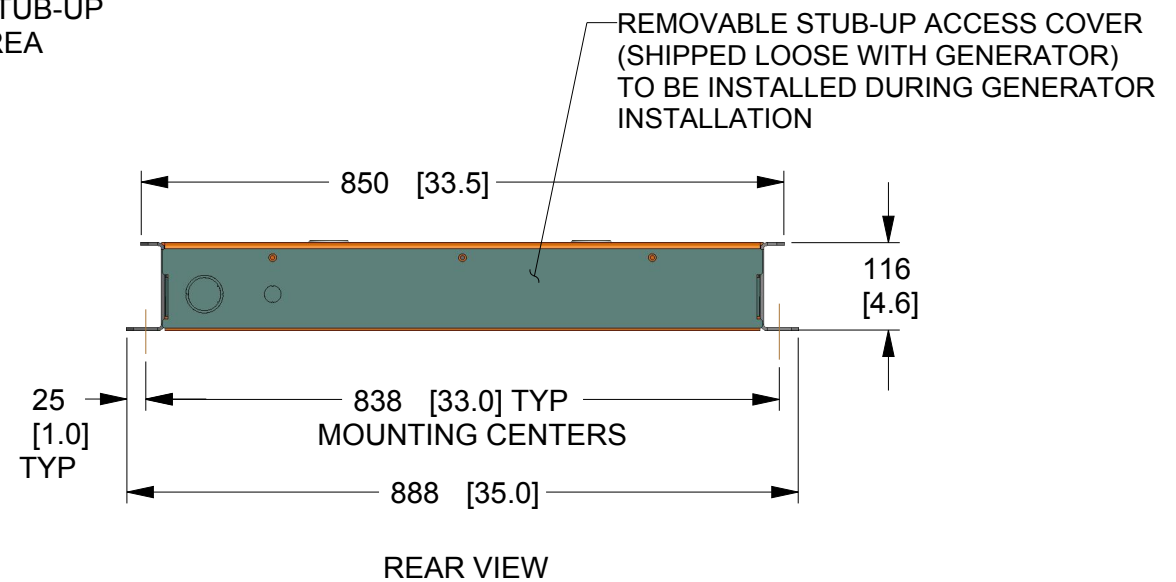
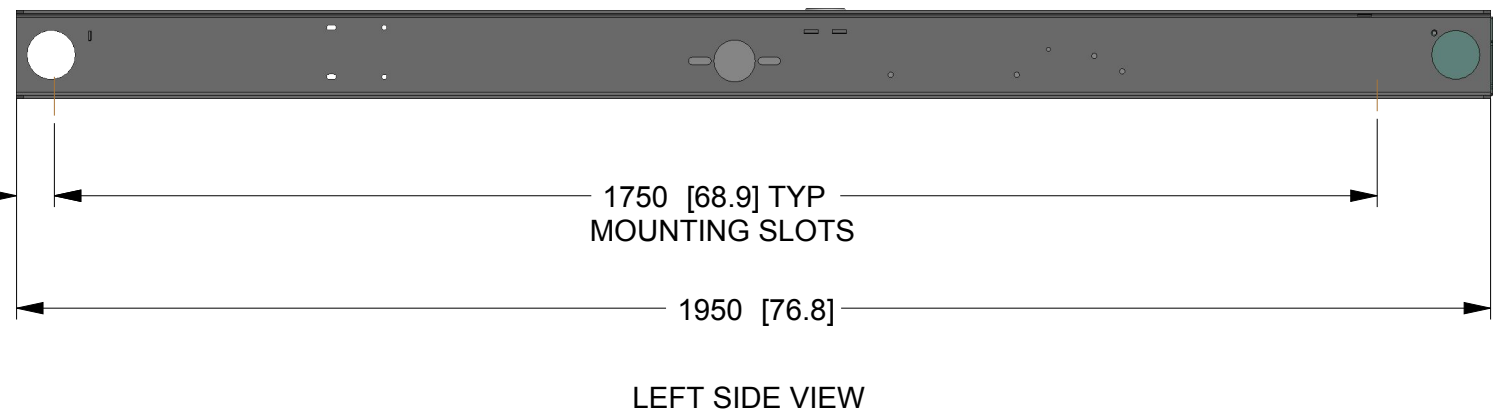
ISSUE DATE: 02/2015

SIZE	CAGE NO	DWG NO	REV
B	N/A	0K9268	B
SCALE	0.050	WT-KG	SEE ABOVE
SHEET	1 of 2		

INSTALLATION DRAWING



*NOTE: STUB-UP AREA FOR HIGH AND LOW VOLTAGE CONNECTIONS, CIRCUIT BREAKER, NEUTRAL AND CUSTOMER CONNECTION OPENING.



DRAWING CREATED FROM PRO/ENGINEER 3D FILE. ECO MODIFICATION TO BE APPLIED TO SOLID MODEL ONLY.

INSTALLATION DRAWING

GENERAC POWER SYSTEMS OWNS THE COPYRIGHT OF THIS DRAWING WHICH IS SUPPLIED IN CONFIDENCE AND MUST NOT BE USED FOR ANY PURPOSE OTHER THAN FOR WHICH IT IS SUPPLIED WITHOUT THE EXPRESS WRITTEN CONSENT OF GENERAC POWER SYSTEMS. ©GENERAC POWER SYSTEMS 2013

ELECTRONICALLY APPROVED
INSIDE WINDCHILL



TITLE				
INSTALL STUB-UP VIEW PROTECTOR G2.4L C2 32 & 38 KW				
ISSUE DATE: 02/2105				
SIZE	CAGE NO	DWG NO	REV	
B	N/A	0K9268	B	
SCALE	0.100	WT-KG	SEE SHEET 1	SHEET 2 of 2