

Portable Anemometer

model 00256



CONTENTS

Unpacking Instructions	2	Placement Guidelines	6
Package Contents	2	Troubleshooting	6
Product Registration	2	Specifications.....	6
Features & Benefits.....	3	FCC Information	6
Setup	4	Customer Support.....	7
Using the Anemometer	5	Warranty.....	7
Altitude & Elevation.....	5		

Questions? Contact Customer Support at (877) 221-1252 or visit www.AcuRite.com.

SAVE THIS MANUAL FOR FUTURE REFERENCE.



Congratulations on your new AcuRite product. To ensure the best possible product performance, please read this manual in its entirety and retain it for future reference.

Unpacking Instructions

Remove the protective film that is applied to the LCD screen prior to using this product. Locate the tab and peel off to remove.

Package Contents

1. Anemometer
2. Instruction Manual

IMPORTANT

PRODUCT MUST BE REGISTERED
TO RECEIVE WARRANTY SERVICE







PRODUCT REGISTRATION

Register online to receive 1 year warranty protection

www.AcuRite.com

Features & Benefits



- 1. Inspection Light**
Automatically turns off after 15 minutes.
- 2. Wind Speed Anemometer**
Features extendable design (shown).
- 3.  Button**
Press to enable/disable inspection light.
- 4. Current Wind Speed**
- 5.  Indicator**
Indicates inspection light is on.
- 6. Average Wind Speed**
Average of all speeds over the past minute.
- 7.  Indicator**
Indicates an alarm is set for PEAK wind speed.
- 8. Altitude**
Displays current altitude, change in altitude, and elevation gains and losses since unit was powered on (see page 5).
- 9. Integrated Hanger**
- 10. Tripod Mount**
For compatible tripods with 1/4" 20 thread fitting (not included).
- 11.  and  Buttons**
For setup preferences and cycling through available modes. Activates momentary backlight for 10 seconds.
- 12. Low Battery Indicator**
- 13. Peak Wind Speed**
Highest speed from the past minute.
- 14.  / ENTER Button**
For setup preferences. Activates momentary backlight for 10 seconds.

Install or Replace Batteries

1. Unscrew and remove the battery compartment cover.
2. Insert 3 x AAA alkaline batteries into the battery compartment, as shown. Follow the polarity (+/-) diagram in the battery compartment.
3. Replace the battery compartment cover and screw.



Power ON/OFF

Press and release the “⏻” button to power on the anemometer.

Press and HOLD the “⏻” button for 3 seconds to power off the anemometer. Alternatively, access the “POWER” screen using the “^” or “v” button, and then press and release the “⏻” button.

If there is no wind speed reading, no change in altitude greater than 5 feet, or no buttons are pressed within 1 hour, the anemometer will automatically power off.



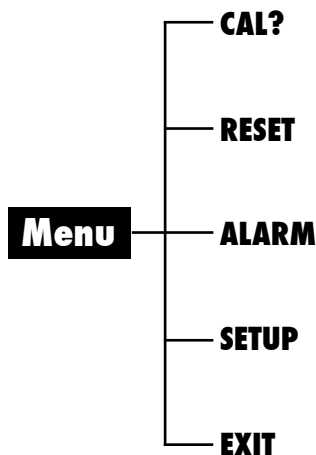
PLEASE DISPOSE OF OLD OR DEFECTIVE BATTERIES IN AN ENVIRONMENTALLY SAFE WAY AND IN ACCORDANCE WITH YOUR LOCAL LAWS AND REGULATIONS.

BATTERY SAFETY: Clean the battery contacts and also those of the device prior to battery installation. Remove batteries from equipment that will not be used for an extended period of time. Follow the polarity (+/-) diagram in the battery compartment. Promptly remove dead batteries from the device. Dispose of used batteries properly. Only batteries of the same or equivalent type as recommended are to be used. DO NOT incinerate used batteries. DO NOT dispose of batteries in fire, as batteries may explode or leak. DO NOT mix old and new batteries or types of batteries (alkaline/standard). DO NOT use rechargeable batteries. DO NOT recharge non-rechargeable batteries. DO NOT short-circuit the supply terminals.

Using the Anemometer

Press and release the “^” or “v” buttons to navigate through the anemometer sub-menus. Press and release the “ENTER” button to enter or confirm the selection in each menu.

To return to normal viewing mode, press and release the “ENTER” button while viewing the “EXIT” screen.



1. Altitude Calibration

Access the “CAL?” sub-menu to adjust the altitude readings. Due to normal fluctuations in pressure, this unit must be calibrated to your current known altitude each time it is powered on.

2. RESET

Access the “RESET” sub-menu to revert the anemometer back to factory defaults.

3. ALARM

Access the “ALARM” sub-menu to set and edit peak wind speed alarm value. Press and release any button to silence a sounding alarm.

4. SETUP

Access the “SETUP” sub-menu to select measurement units.

- Temperature (F or C)
- Wind Speed (mph, km/h, knots, meters per second, feet per minute)
- Altimeter (ft. or m)

Display Modes

While in normal viewing mode, using the “^” or “v” button to view the following additional readings:

- Current Wind Speed
- Peak Wind Speed
- Current Altitude
- Current Temperature
- Current Humidity
- High & Low Temperature/Humidity (since the unit was last powered on)
- Wind Chill
- Heat Index

Altitude and Elevation

This device features an altimeter to display the current altitude (distance above sea level). It also displays the change in altitude and elevation gain or loss since the unit was powered on. The display cycles through altitude and elevation data in the following order:

CURRENT ALTITUDE: Distance above sea level

CHANGE IN ALTITUDE: Overall change in elevation since unit was powered on

ELEVATION GAIN (ELV G): Increase in elevation since unit was powered on

ELEVATION LOSS (ELV L): Decrease in elevation since unit was powered on

Placement Guidelines

For the most accurate reading, extend the anemometer using the built-in extension arm. Extending the anemometer helps prevent surrounding objects from impacting the accuracy of the wind speed reading.

Troubleshooting

Problem	Possible Solution
Display screen not working	<ul style="list-style-type: none">• Check that the batteries are installed correctly. Batteries may need to be replaced.• Display may need to be reset. See page 5 for instructions on how to reset the unit.

Specifications

TEMPERATURE RANGE	-40°F to 158°F; -40°C to 70°C
HUMIDITY RANGE	1% to 99%
WIND SPEED RANGE	0 to 60 mph; 0 to 97 km/h; 0 to 52 knots; 0 to 27 m/s; 0 to 1990 ft/min
POWER	3 x AAA alkaline batteries
DATA REPORTING	Temperature: 30 second updates
	Humidity: 30 second updates
	Wind: 1 second updates
	Altitude: 5 second updates

FCC Information

This device complies with part 15 of FCC rules. Operation is subject to the following two conditions:

- 1- This device may NOT cause harmful interference, and
 - 2- This device must accept any interference received, including interference that may cause undesired operation.
- WARNING: Changes or modifications to this unit not expressly approved by the party responsible for compliance could void the user's authority to operate the equipment.

NOTE: This equipment has been tested and found to comply with the limits for a Class B digital device, pursuant to Part 15 of the FCC rules.

This device complies with Industry Canada license-exempt RSS standard(s).

Operation is subject to the following two conditions:

- (1) This device may not cause interference, and
- (2) This device must accept any interference received, including interference that may cause undesired operation of the device.

Customer Support

AcuRite customer support is committed to providing you with best-in-class service. **For assistance**, please have the model number of this product available and contact us in any of the following ways:



(877) 221-1252

Visit us at www.AcuRite.com

- ▶ Installation Videos
- ▶ Register your Product
- ▶ Instruction Manuals
- ▶ Support User Forum
- ▶ Replacement Parts
- ▶ Submit Feedback & Ideas

IMPORTANT

PRODUCT MUST BE REGISTERED
TO RECEIVE WARRANTY SERVICE

PRODUCT REGISTRATION

Register online to receive 1 year warranty protection

www.AcuRite.com

Limited 1-Year Warranty

AcuRite is a wholly owned subsidiary of Chaney Instrument Company. For purchases of AcuRite products, AcuRite provides the benefits and services set forth herein. For purchases of Chaney products, Chaney provides the benefits and services set forth herein.

We warrant that all products we manufacture under this warranty are of good material and workmanship and, when properly installed and operated, will be free of defects for a period of one year from the date of purchase.

Any product which, under normal use and service, is proven to breach the warranty contained herein within ONE YEAR from date of sale will, upon examination by us, and at our sole option, be repaired or replaced by us. Transportation costs and charges for returned goods shall be paid for by the purchaser. We hereby disclaim all responsibility for such transportation costs and charges. This warranty will not be breached, and we will give no credit for products which have received normal wear and tear not affecting the functionality of the product, been damaged (including by acts of nature), tampered, abused, improperly installed, or repaired or altered by others than our authorized representatives.

Remedy for breach of this warranty is limited to repair or replacement of the defective item(s). If we determine that repair or replacement is not feasible, we may, at our option, refund the amount of the original purchase price.

THE ABOVE-DESCRIBED WARRANTY IS THE SOLE WARRANTY FOR THE PRODUCTS AND IS EXPRESSLY IN LIEU OF ALL OTHER WARRANTIES, EXPRESS OR IMPLIED. ALL OTHER WARRANTIES OTHER THAN THE EXPRESS WARRANTY SET FORTH HEREIN ARE HEREBY EXPRESSLY DISCLAIMED, INCLUDING WITHOUT LIMITATION THE IMPLIED WARRANTY OF MERCHANTABILITY AND THE IMPLIED WARRANTY OF FITNESS FOR A PARTICULAR PURPOSE.

We expressly disclaim all liability for special, consequential, or incidental damages, whether arising in tort or by contract from any breach of this warranty. Some states do not allow the exclusion or limitation of incidental or consequential damages, so the above limitation or exclusion may not apply to you.

We further disclaim liability from personal injury relating to our products to the extent permitted by law. By acceptance of any of our products, the purchaser assumes all liability for the consequences arising from their use or misuse. No person, firm or corporation is authorized to bind us to any other obligation or liability in connection with the sale of our products. Furthermore, no person, firm or corporation is authorized to modify or waive the terms of this warranty unless done in writing and signed by a duly authorized agent of ours.

In no case shall our liability for any claim relating to our products, your purchase or your use thereof, exceed the original purchase price paid for the product.

Applicability of Policy

This Return, Refund, and Warranty Policy applies only to purchases made in the United States and Canada. For purchases made in a country other than the United States or Canada, please consult the policies applicable to the country in which you made your purchase.

Additionally, this Policy applies only to the original purchaser of our products. We cannot and do not offer any return, refund, or warranty services if you buy products used or from resale sites such as eBay or Craigslist.

Governing Law

This Return, Refund, and Warranty Policy is governed by the laws of the United States and the State of Wisconsin. Any dispute relating to this Policy shall be brought exclusively in the federal or State courts having jurisdiction in Walworth County, Wisconsin; and purchaser consents to jurisdiction within the State of Wisconsin.

ACU RITE®



Weather
Stations



Temperature
& Humidity



Weather
Alert Radio



Kitchen
Thermometers
& Timers



Clocks

It's More than Accurate, it's ACU RITE.

AcuRite offers an extensive assortment of precision instruments, designed to provide you with information you can depend on to Plan your day with confidence™.

www.AcuRite.com