




protect. teach. love.®

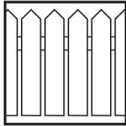


KeepSafe® Break-Away Collar

Where accidents frequently happen



Two Dogs Playing



Fences/Decks



Crates/Kennels



Heating/Cooling Vents



Shrubs/Branches

- ### Important Benefits
- Reusable after release
 - Breaking strength of safety buckle is based on collar size
 - Can be used securely with a leash to walk your dog

Safety Buckle

For emergency release only.
Use the side squeeze snap for regular on/off use.

To reconnect:



1

Hold clip above base at 90° angle to button on the base.




2

Align directly above button.



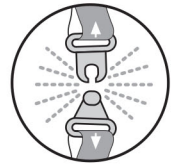
3

Press firmly to reconnect.

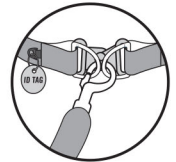


4

Rotate as shown.



Patented break-away buckle releases for safety.



To walk with leash, fasten leash to BOTH D rings. Attach ID tags to ID holder tab or to one D ring only.

CAUTION To restrain your dog without a leash, grasp the collar around the break-away buckle, otherwise the collar may release and your dog will be loose. If you anticipate situations that require frequent restraint, attach the leash or choose a different collar style for the duration of that activity. We recommend the Martingale Collar with Quick Snap buckle.

For a list of patents protecting this product: visit <http://www.radiosystemscorporation.com/patents>

Radio Systems Corporation
Knoxville, TN / www.petsafe.net
800.732.2677
©2015 Radio Systems Corporation
Made in China
Q414-2760/1