

INSTALLATION INSTRUCTIONS

VEHICLE
FORD ECONOLINE VAN

HITCH NO.
41906
96906

EQUIPMENT REQUIRED:

WIRING ACCESS LOCATION: SUV1, SUV2

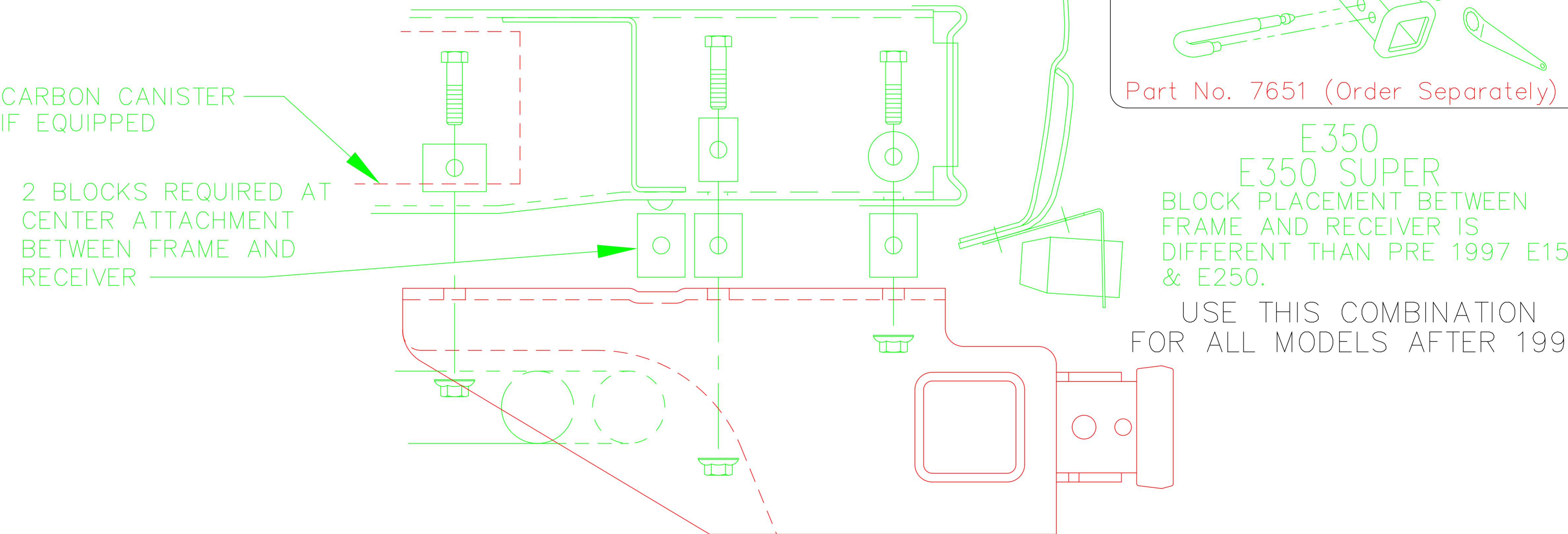
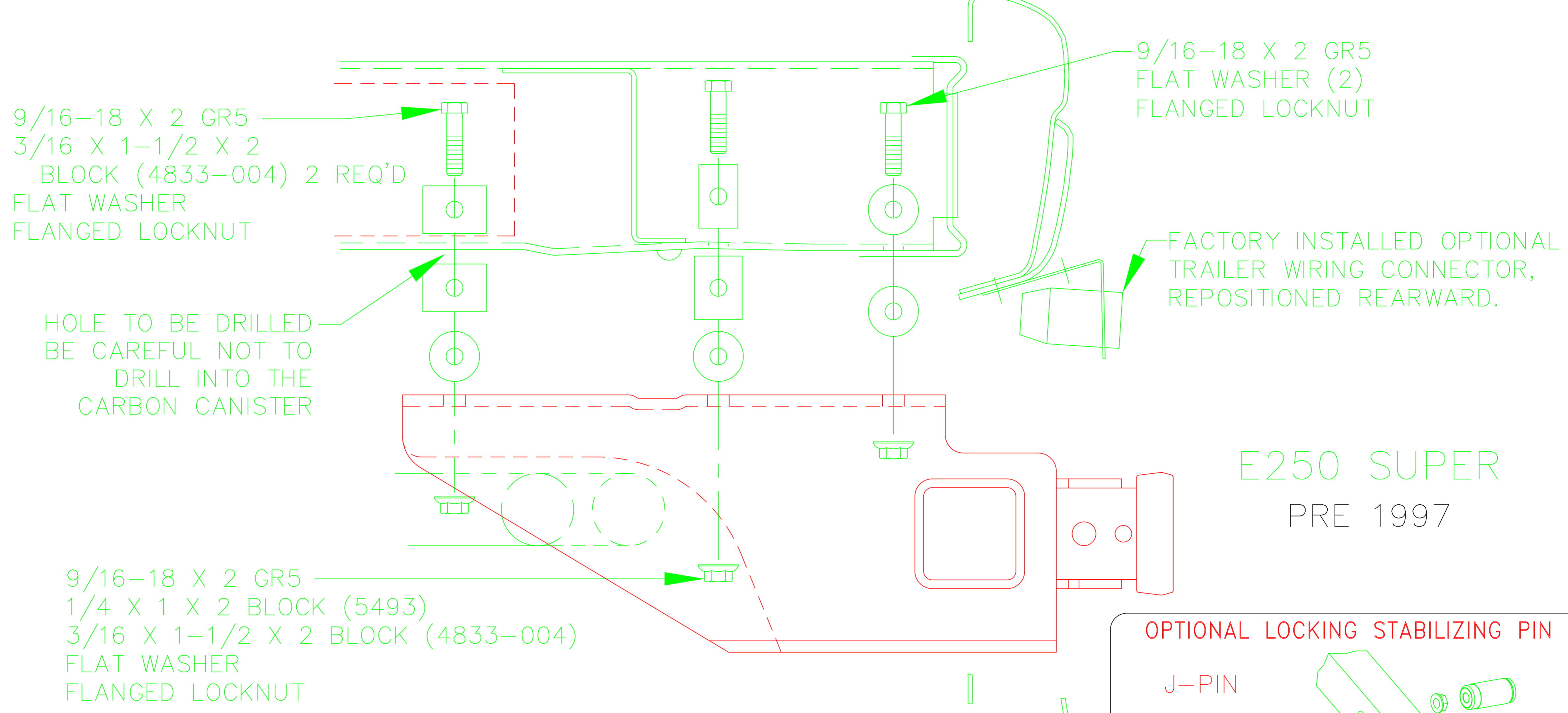
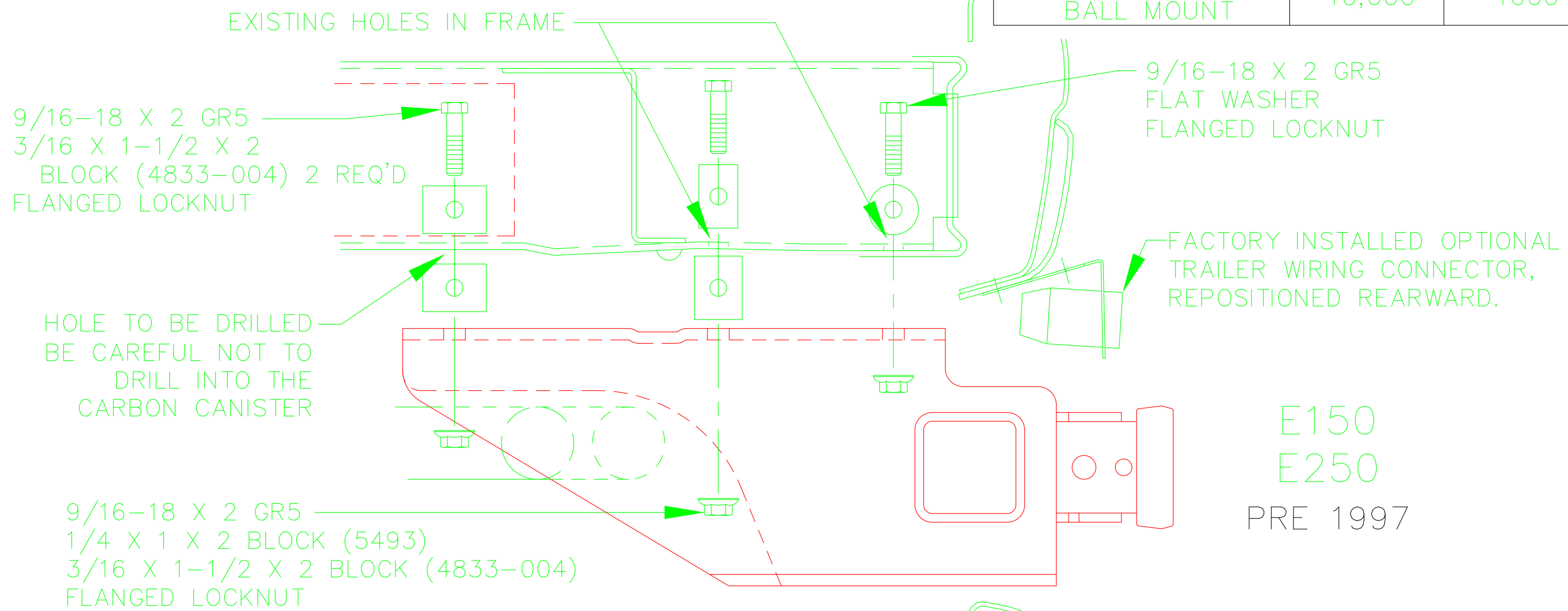
DRILL BITS: 9/16

HITCH REQUIRES 5/8" PIN AND CLIP IF STABILIZING PIN (7651) IS NOT INSTALLED.

WRENCHES: (TIGHTEN ALL FASTENERS WITH TORQUE WRENCH) 13/16, 7/8

DO NOT EXCEED LOWER OF
TOWING VEHICLE MFR'S RATINGS OR

HITCH TYPE ▼	MAX GROSS TRLR WT(LB)	MAX TONGUE WT(LB)
WEIGHT DISTRIBUTING	12,000	1200
WEIGHT CARRYING BALL MOUNT	10,000	1000



NOTE: WIRING HARNESS IS LOCATED INSIDE THE VEHICLE FRAME. REPOSITION PRIOR TO DRILLING.

1. IF PRESENT, LOWER CARBON CANISTER FROM DRIVER'S SIDE FRAME RAIL.
2. DISCONNECT FROM BUMPER, FACTORY INSTALLED OPTIONAL DRIVER'S SIDE TRAILER WIRING CONNECTOR.
3. ENLARGE EXISTING HOLES IN FRAME TO 9/16".
4. POSITION RECEIVER ON VEHICLE AS SHOWN, LINING UP WITH EXISTING HOLES IN FRAME.
5. LOOSELY INSTALL BOLTS, BLOCKS (DEPENDING ON MODEL), FLAT WASHERS, AND FLANGED LOCKNUTS.
6. USING THE RECEIVER AS A TEMPLATE, DRILL A 9/16" HOLE IN THE FRAME AND INSTALL THE 9/16-18 HEX BOLTS, BLOCKS (DEPENDING ON MODEL), AND FLANGED LOCKNUTS.
7. REINSTALL FACTORY TRAILER WIRING CONNECTOR TO CLEAR RECEIVER.
8. REATTACH CARBON CANISTER IF PRESENT - CARBON CANISTER MUST NOT CONTACT BOLT HEAD, IF IT DOES, LOOSEN CANISTER FASTENERS AND REPOSITION CANISTER TO ENSURE CLEARANCE WITH BOLT HEAD.

TIGHTEN 9/16-18 GR5 FASTENERS TO 110 LB.-FT.

THIS PRODUCT COMPLIES WITH SAFETY SPECIFICATIONS AND REQUIREMENTS FOR CONNECTING DEVICES AND TOWING SYSTEMS OF THE STATE OF NEW YORK AND V.E.S.C. REGULATION V-5.

APPROX WEIGHT (LB.)	62.1	FASTENER KIT NO.	1130-830
---------------------	------	------------------	----------

NOTE: Check hitch frequently, making sure all fasteners and ball are properly tightened. If hitch is removed, plug all holes in trunk pan or other body panels to prevent entry of water and exhaust fumes. A hitch or ball which has been damaged should be removed and replaced. Observe safety precautions when working beneath a vehicle and wear eye protection. Follow car maker's specs for maximum trailer weight and tongue weight. Do not cut access or attachment holes with a torch.