











Early Start Four Shelf Greenhouse:Item# IS 66402

Parts Inventory List

Part No.	Illustration	Name	Quantity
1		Upper Tube	4
2		Lower Tube	4
3		Arch Frame Supports	2
4		Cross Arch Supports	3
5		Metal Shelving	4
6		Rope	4
7		Angle Side Supports	2
8		Ground Stake	8
9		PVC Greenhouse Cover	1
10		Bolt	16

“EARLY START” 4-Shelf Greenhouse
ITEM # IS 66402



STEP #1

Please review Parts List to ensure all parts are contained in the box. If you feel a part(s) is missing or have questions regarding the Early Start, please call Customer Service at 1-800-955-2879. As always, we welcome suggestions.

STEP #2

Stand Lower Tube (#2) with rubber foot on the ground. Using a Bolt (#10), attach to four corners of the Metal Shelving (#5) and tighten with Phillips screwdriver.

STEP #3

Attached second Metal Shelf (#5) in the same manner. *“IMPORTANT”* Prior to inserting Bolt (#10), attach one end of Angle Side Support (#7)(see drawing for location) and tighten Bolts (#10) securely.

STEP #4

Place Upper Tube (#1) over Lower Tube (#2), line up bolt holes and install the third Shelf (#5) tightening Bolts (#10) securely.

STEP #5

Install Shelf (#5) and attach opposite end of Angle Side Supports (#7)(see drawing) and tighten Bolts (#10) securely.

STEP #6

Install Arch Frame Supports (#3) across top of Upper Tube (#1).

STEP #7

Install three Cross Arch Supports (#4) front to back of greenhouse.

STEP #8

Carefully slide PVC Cover (#9) over completed metal framework.

Please Note: Four Ropes (#6) and eight Ground Stakes (#8) have been provided to secure your Early Start Greenhouse. Tie the Ropes (#6) at the four top corners of Cover (#9) and then tie down to the four Ground Stakes (#8). Place the Ground Stakes (#8) at the four loops at the four bottom corners.

! CAUTION !

**ALWAYS SUPERVISE CHILDREN DURING AND AFTER INSTALLATION OF
YOUR EARLY START GREENHOUSE TO PREVENT SERIOUS INJURY.**

Please call 1-800-955-2879 for assistance and/or questions.

25150 S Metlzer Park Rd. Estacada, OR 97023
ph 503-630-7253 fax 503-630-7251
info@dgiworldwide.com www.dgiworldwide.com