

25 x 30mm TELESCOPE

CAUTION! Viewing the sun can cause permanent eye damage. Do not view the sun with this telescope or even with the naked eye.

HOW TO USE YOUR TELESCOPE:

1. The scope is folded and stored as in Figure 1.
2. Pull the Barlow all the way out as in Figure 2.
3. Point the objective lens to the object and look through from the eyepiece. Slightly push the barlow in for focusing until you can see the object as in Figure 3. sometimes it is necessary to pull a bit out ward again if you have pushed too much in. By pushing and pulling the barlow bit by bit the image will be visible gradually.
4. With slow and tiny motion, rotate the eyepiece bit by bit to push and pull the barlow so as to reach a sharp image as in Figure 4.

NOTE: The motion for micro-adjustment of focus must be made slowly bit by bit.

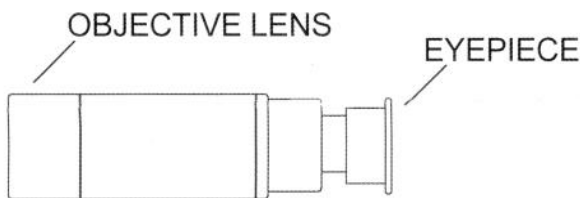


FIG. 1



FIG. 2

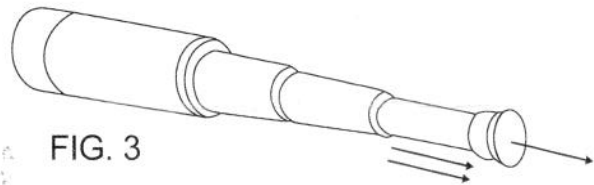


FIG. 3

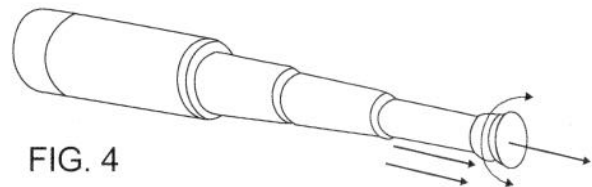


FIG. 4

HOW TO TAKE CARE OF YOUR TELESCOPE:

- A. When wiping the lenses, use the lens cloth that comes with the telescope, or a soft, lintless cloth.
- B. To remove any remaining dirt or smudges, add one or two drops of isopropyl alcohol to the cloth.
- C. Store your telescope in a moisture-free area.

IMPORTANT: Never attempt to clean your telescope internally or try to take it apart.

SPECIFICATIONS:

Magnifications:	25x
Objective lens:	1.20 in.
Field of view:	270 ft. at 1000 yds.
Minimum focusing distance:	6.5 ft
Focusing System:	Sliding focus
Size:	1.4x5.3 in
Weight:	0.5 lbs.