


LARGE SKID PLATE (2-55011)

As illustrated below, this kit consists of:

Large Skid Plate	Qty: 1
Abbreviated Belt Guard	Qty: 1
2.25" Bands	Qty: 2
1.25" U-bolt	Qty: 2
1.75" U-bolt	Qty: 4

TOOLS REQUIRED

5/16" Nut Driver
1/2" Wrench



Procedure:

- 1** The lower belt guard is removed and discarded. The abbreviated belt guard is installed in its place. The rear of the belt guard is secured to the axle tubes using the 2.25" bands and existing screws as illustrated in figure 1.
- 2** The guard itself is secured using the 1.75" U-bolts as shown in figure 2 and figure 3. **(650cc models use the 1.25" U-bolt on the front of the guard)**




Fig. 1




Fig. 2





Fig. 3



NOTE: V-twin engine models use the outside holes on the front of the guard. Single cylinder engine models use the inside holes.