

## DUAL GUN RACK (16050)

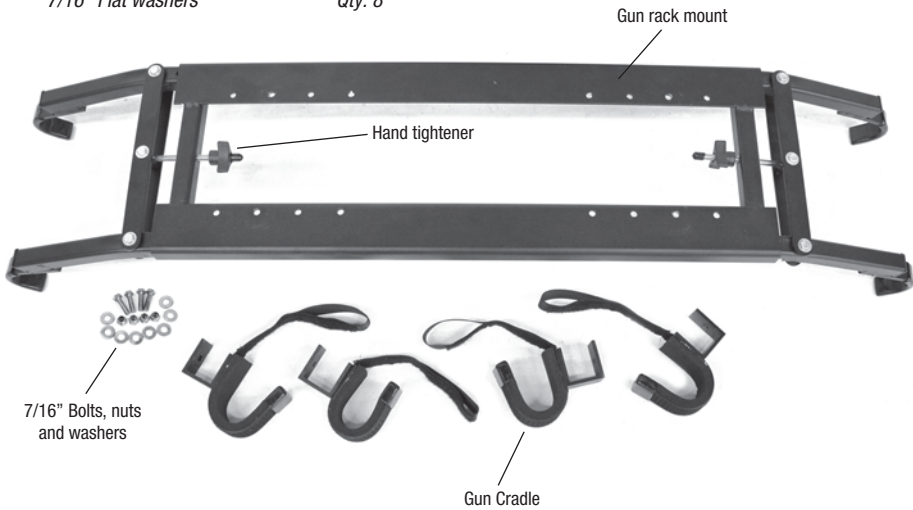
This kit is **ONLY** used on full size UTVs

As illustrated below, this kit consists of:

Gun rack mount	Qty: 1
Gun cradles	Qty: 4
7/16" Bolts	Qty: 4
7/16" Nylon insert locking nuts	Qty: 4
7/16" Flat washers	Qty: 8

**TOOLS REQUIRED\***

- 7/16" Wrench
- 7/16" Socket and ratchet



**Procedure:**

- 1** Install the gun cradles into the desired positions with the bolts, nuts and washers as shown in figure 1 and tighten.
- 2** Loosen the hand tighteners to the point that the gun rack will wrap around the rear brush bars of the unit. Twist the hand tighteners until the gun rack is firmly clamped in place to the unit as shown in figure 2.

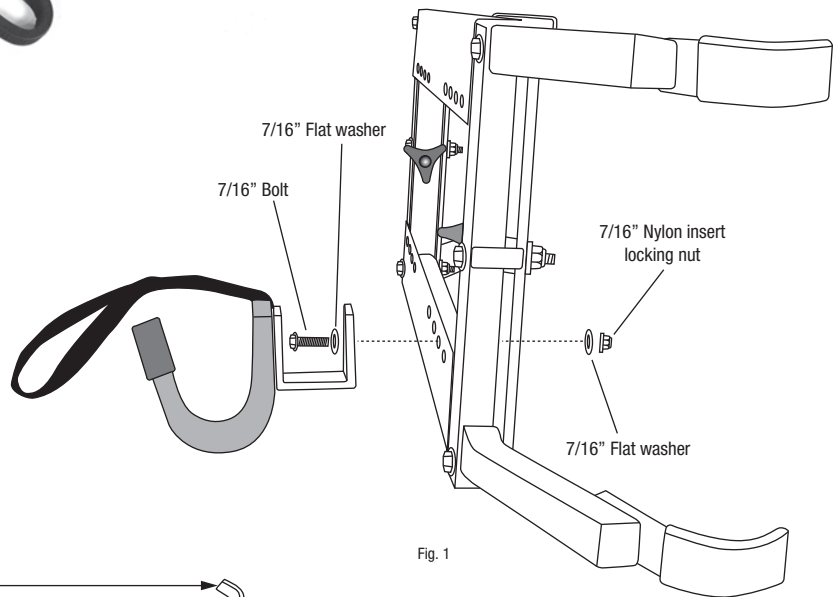


Fig. 1

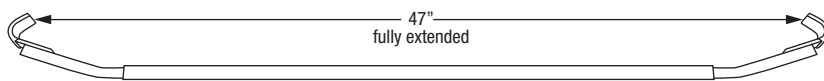


Fig. 2