



Superior Absorbency & Odor Control



Non-Toxic
Non-Caustic
Non-Corrosive
Safe to Use
Reduces Respiratory Irritation



An effective stall management tool made from a naturally occurring blend of diatomaceous earth and montmorillonite clay.




Neutralizes ammonia, absorbs moisture.




Reduces stall management costs by extending the life of the bedding and savings on labor.



Deodorizes and creates a healthier and drier environment for you and your animals.



An all-natural, no risk solution for your pets needs.



Use in stalls, barns, pens, kennels and trailers.



Healthier & Happier



Stall DRY® Instructions

Stall DRY®

is composed of a natural unique blend of Diatomaceous Earth and Calcium Montmorillonite clay. In granular form, has the ability to neutralize ammonia and absorb odors and moisture. **Stall DRY®** leaves your stall, barn, cage, trailer or pen smelling fresh. Due to its non-caustic and non-toxic make-up, **Stall DRY®** is safe to use on all types of surfaces: dirt, wood, concrete, metal and rubber mats. When used daily **Stall DRY®** can improve the health of your animals, by reducing ammonia, odors and moisture levels in their stalls and pens. In addition, **Stall DRY®** can reduce bedding and labor costs associated with stall management.

Application Instructions:

- Apply approximately 4-5 lbs over the entire surface of your 10' x 10' stall.
- Place your bedding over the **Stall DRY®** (use whatever bedding you normally use).
- For daily maintenance apply ½-1 lbs of **Stall DRY®** over the wet bedding only, then go pick out the manure.
- With your muck fork toss the bedding where you applied **Stall DRY®**. This will allow **Stall DRY®** to come in contact with the urine and will neutralize the ammonia and begin to dry the wet bedding, thus extending the life of your bedding.

Rubber Mat Application:

- Apply approximately 4-5 lbs over the entire surface of the mats.
- Apply a small amount along the edges and seams of the mats. This will prevent the urine from seeping under the mats and creating an ammonia odor you can't get to unless you take the mats up.
- If needed, apply 6-8 lbs under the mats prior to applying to the surface. This will keep your stalls and mats odor free and extend the life of the mats as well.

Manure Application:

Every 2-3 days sprinkle 1-2 lbs of **Stall DRY®** over the manure pile (either in the spreader or the pile). This will control the odors, speed up composting, bind nutrients in the manure and allow you to use your manure in your fields, gardens or wherever you use it in an environmentally safe manner.

Other Uses:

Stall DRY® can be used in rabbit pans, cat litter boxes, as an oil absorbent on your driveway or any other application where you have odors or wetness. It can be sprinkled on carpet (when your cat or dog has an accident), in the basement for that mildew, musty smell or if you spill something that smells. It will absorb it quickly and take the odor away.

Water Clean-Up:

- Remove all excess standing water with water vac, mop or other suitable device.
- Once the standing water has been removed, apply up to half an inch of **Stall DRY®** on top of the sub-floor, concentrating on applying the product alongside the walls, including closeted areas going out 6 inches.
- Where dry wall has been removed, apply **Stall DRY®** alongside and in-between the studs.
- Let product sit until dry. For best results leave in place until installing new dry wall and flooring.
- Sweep up. If vacuuming use a Shop Vac. Do not use a household vacuum for this purpose.
- Dispose of used material.



Stall Odor Solution