

# Flexible Chain Harrow


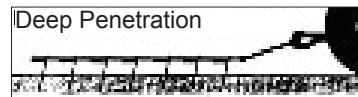
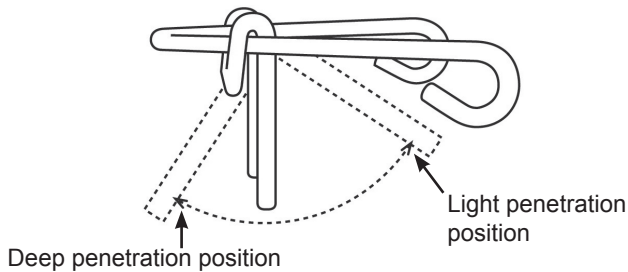
This product has been designed to be towed behind all types of tractors, ATV's, 4 x 4's and utility vehicles and can be used for the following:

- Ring Maintenance for smooth, well prepared traction
- Pasture renovation for breaking up and levelling soil
- Root aeration for better water infiltration and growth
- Covers broadcast seed for effective germination
- Works in fertilizer to spread while maximizing effectiveness
- Scarifies hay and pasture land to stimulate new growth and loosen crusted surfaces
- Tears out moss and old thatch from overwintered grass
- Self-cleaning action spreads difficult material without plugging tines

The harrow is designed to be pulled in either direction to achieve a passive or aggressive action.

## TINE ACTION

← Pull backwards for light penetration      Pull forward → for deep penetration



## Assembly Instructions

The harrow comes complete with a drawbar for connection to the towing vehicle.

1. Make sure you are on level ground when unpacking the harrow
2. Before unrolling the harrow you will need to remove the wire ties securing it
3. Unroll the harrow and if necessary turn it over to make sure the working tines are pointing towards the ground
4. If you have purchased an 8' long harrow, this will be in 2 x 4' long sections and you will need to connect one section directly behind the other using the connecting hooks
5. Place the drawbar at the front of the harrow, this will depend on which direction of travel you will be pulling the harrow (See above)
6. Connect the harrow to the drawbar using the hooks and placing them through the corresponding holes on the drawbar
7. At the front of the drawbar there are two chains and a ring hitch  
**WARNING: MAKE SURE THE TOWING VEHICLE HAS THE ENGINE SWITCHED OFF, THE PARKING BRAKE APPLIED AND IS ON LEVEL GROUND BEFORE ATTACHING HARROW.**
8. Using the ring hitch, connect the drawbar to the towing vehicle
9. Harrow is now ready for use

## Warranty conditions

This product has a limited warranty of 12 months from date of purchase, and failure to comply with the instructions above will invalidate this warranty.