

ASSEMBLY INSTRUCTIONS

CUSTOMER SERVICE
M-F 9:00AM-4:00PM CDT
Phone: 855-965-5310
Email: customerservice@fjkhomproducts.com
Website: fjkhomproducts.com

MADE IN CHINA

ASSEMBLY INSTRUCTIONS

6' Blow Molded Picnic Table

Model:PT-14KD



AFTER SALES SUPPORT

PHONE: 855-965-5310 EMAIL: customerservice@fjkhomproducts.com WEBSITE: fjkhomproducts.com

P6

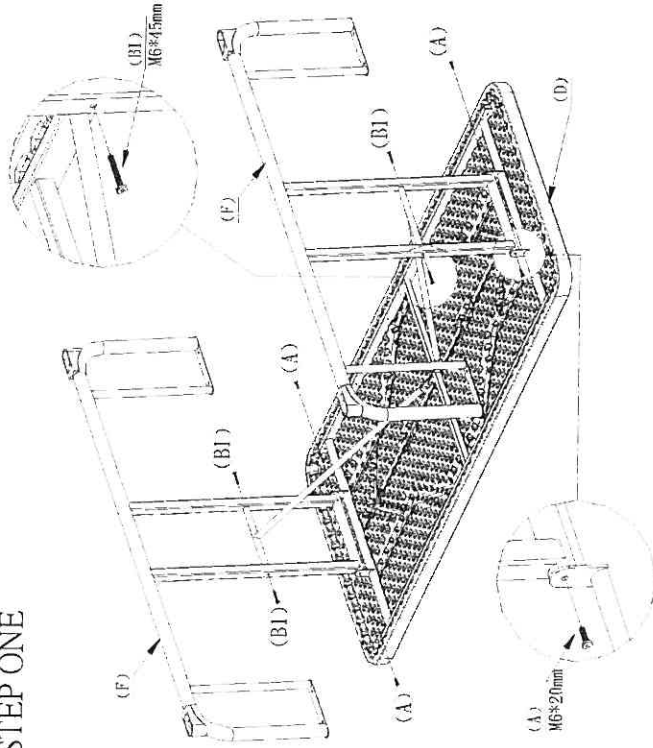
AFTER SALES SUPPORT

PHONE: 855-965-5310 EMAIL: customerservice@fjkhomproducts.com WEBSITE: fjkhomproducts.com

P1

ASSEMBLY INSTRUCTIONS

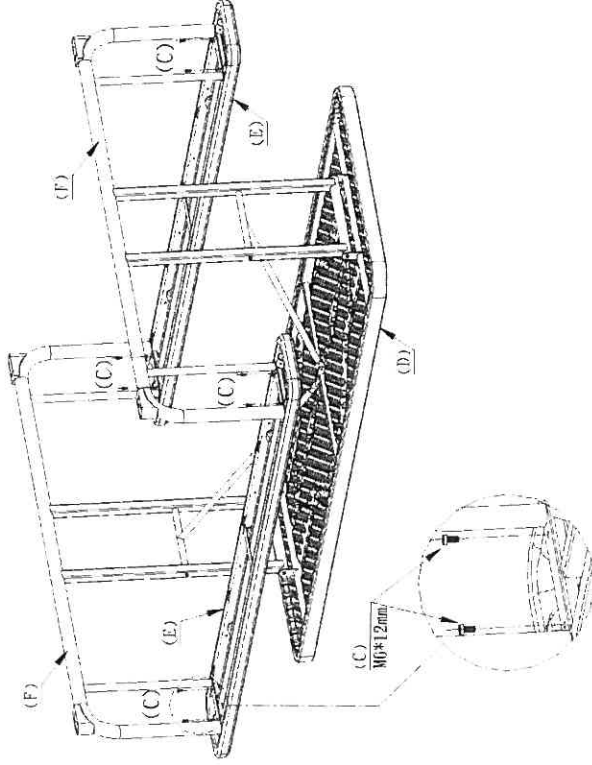
STEP ONE



- I. Turn over the table top.
- 4 MEDIUM (M6 x 20mm) screws assemble brackets on both ends of table top at (A) position.
- II. 4 LONG (M6x45mm) screws to attach leg tube with cross bar at (B1) position.

ASSEMBLY INSTRUCTIONS

STEP TWO



- III. 8 SHORT (M6 x 12mm) screws These 8 screws are used to attach the seat benches to the steel frame. See letter (C) position.
- IV. Ensure all screws have been tightened at right position.

AFTER SALES SUPPORT

PHONE: 855-965-5310 EMAIL: customerservice@fjkhomproducts.com WEBSITE: fjkhomproducts.com

P3

AFTER SALES SUPPORT

PHONE: 855-965-5310 EMAIL: customerservice@fjkhomproducts.com WEBSITE: fjkhomproducts.com

P4

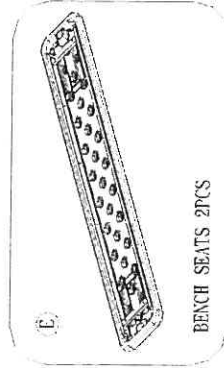
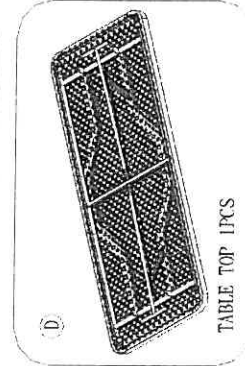

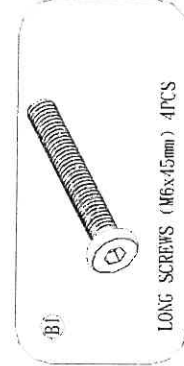
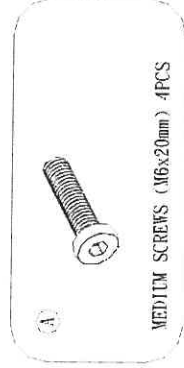
ASSEMBLY INSTRUCTIONS

WARNING

- Serious personal injury or damage could result from failure to comply with these warnings.
- Never sit or stand on this table. It could tip over causing you to fall.
 - In case of missing or initially defective parts, please call the **AFTER SALES SUPPORT** number listed below.
 - **One year warranty for parts under normal use**
 - **Weight limit of table: 700 lbs**
 - **Weight limit of bench: 800 lbs per bench**

ASSEMBLY INSTRUCTIONS

PARTS LIST



AFTER SALES SUPPORT

PHONE: 855-965-5310 EMAIL: customerservice@fjkhomproducts.com WEBSITE: fjkhomproducts.com

P5

AFTER SALES SUPPORT

PHONE: 855-965-5310 EMAIL: customerservice@fjkhomproducts.com WEBSITE: fjkhomproducts.com

P2